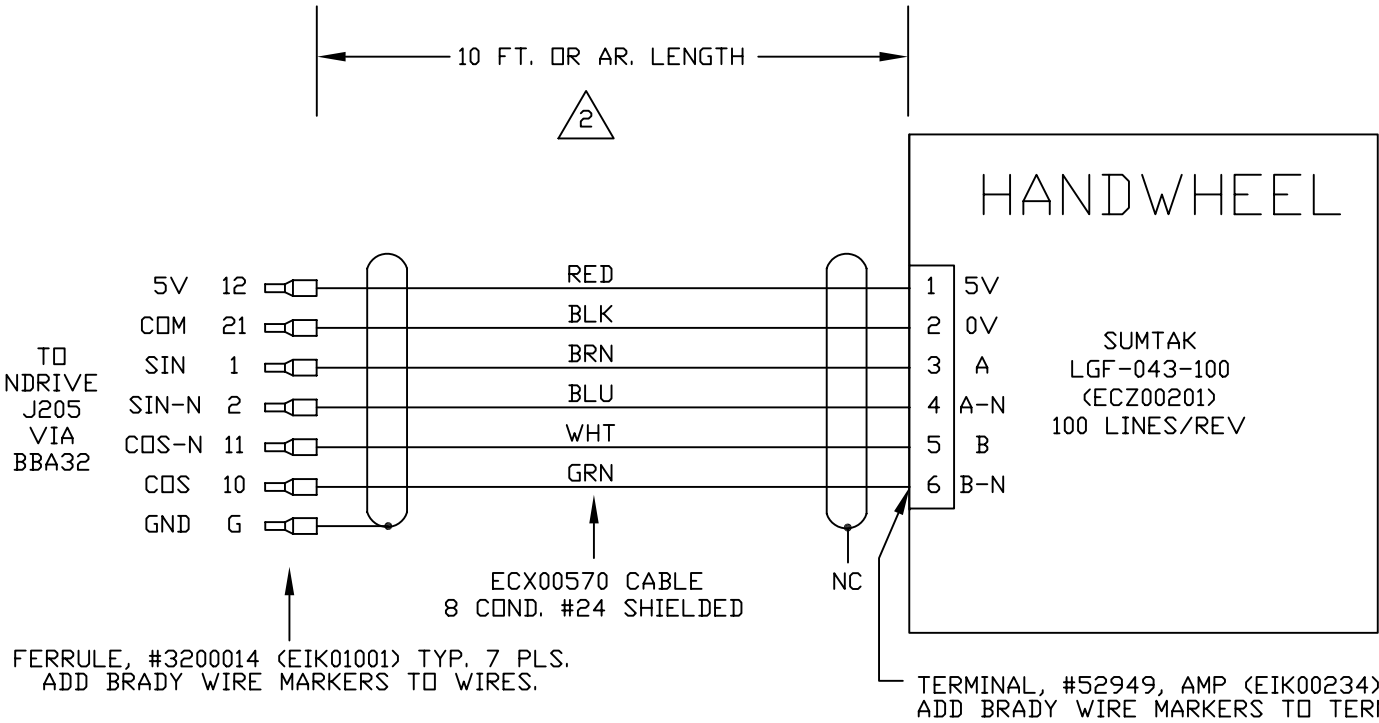
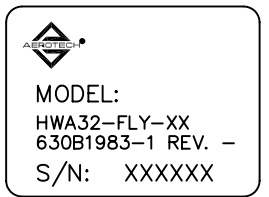


REVISIONS				
SYM.	ZONE	DESCRIPTION	DATE	APPROVAL



1. INSTALL LABEL TO BACK OF HANDWHEEL



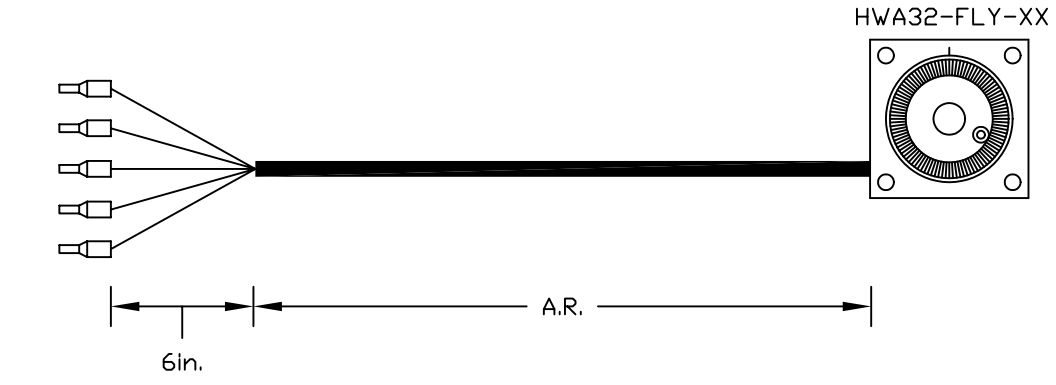
← XX = CABLE LENGTH IN DECIMETERS
 ← XXXXXX = WORK ORDER NUMBER

TYPE 4 - MIA00424

2. CABLE LENGTH

CAUTION, CABLE LENGTHS (XX) ARE IN DECIMETERS
 EXAMPLE: HWA32-FLY-30
 30 = 30 DECIMETERS (3 METERS) = 10FT.

3. THIS HANDWHEEL IS INTENDED TO BE USED WITH THE BBA32 BREAK-OUT BLOCK. REFERENCE 620B1344-1.



PROPRIETARY INFORMATION
 THIS DRAWING IS THE PROPERTY
 OF AEROTECH, INC. AND IS
 SUBMITTED IN CONFIDENCE AND
 SHALL NOT BE REPRODUCED NOR
 COPIED NOR DISCLOSED TO OTHERS
 UNDER PENALTY OF LAW.



® AEROTECH, INC. 101 Zeta Drive
 Pittsburgh, PA. 15238
 (412)963-7470 TWX710-795-3125

FRACTIONS	DECIMALS	ANGLES
0 TO 6 ± 1/32	.XX ± .01	± 0-30'
OVER 6 ± 1/16	.XXX ± .005	

NDRIVE
 HANDWHEEL
 (HWA32-FLY-XX)

RMS FINISH EXCEPT AS NOTED

DRAWN	EJB	11/12/02	PART CODE	SIZE	REV.
CHECKED	AGS	11/12/02	HWA32-FLY-XX	B	—
APPD.	AGS	11/12/02	SCALE NTS	FILE NAME 630B1983-101.DWG	SHEET 1 of 1