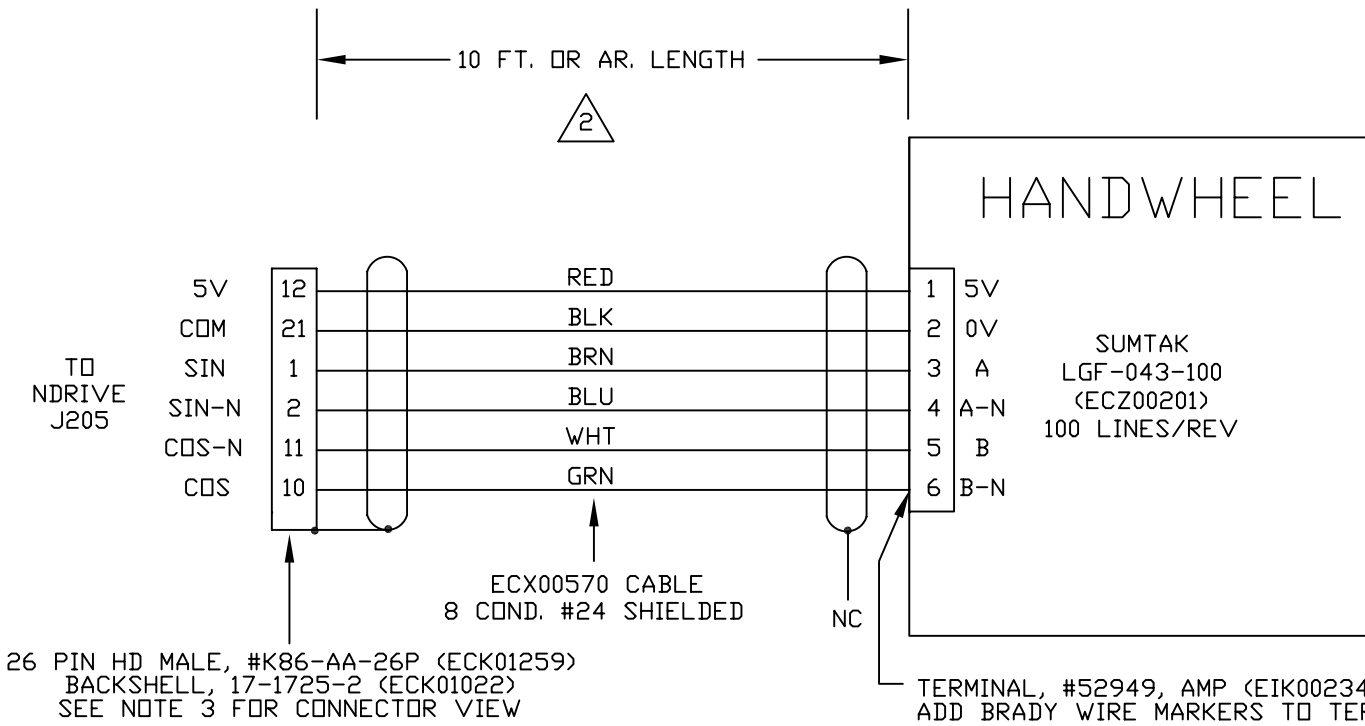
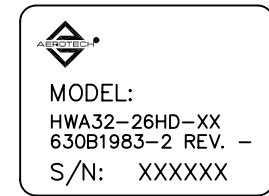


REVISIONS				
SYM.	ZONE	DESCRIPTION	DATE	APPROVAL



1. INSTALL LABEL TO BACK OF HANDWHEEL



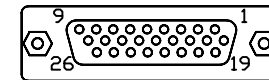
TYPE 4 - MIA424

← XX = CABLE LENGTH IN DECIMETERS  
← XXXXXX = WORK ORDER NUMBER

2. CABLE LENGTH

CAUTION, CABLE LENGTHS (XX) ARE IN DECIMETERS  
EXAMPLE: HWA32-26HD-30  
30 = 30 DECIMETERS (3 METERS) = 10FT.

3. CONNECTOR VIEW FROM SOLDER SIDE.



PROPRIETARY INFORMATION  
THIS DRAWING IS THE PROPERTY  
OF AEROTECH, INC. AND IS  
SUBMITTED IN CONFIDENCE AND  
SHALL NOT BE REPRODUCED NOR  
COPIED NOR DISCLOSED TO OTHERS  
UNDER PENALTY OF LAW.



® AEROTECH, INC. 101 Zeta Drive  
Pittsburgh, PA. 15238  
(412)963-7470 TWX710-795-3125

TOLERANCES ON  
FRACTIONS DECIMALS ANGLES  
0 TO 6 ± 1/32 .XX ± .01 ± 0-30'  
OVER 6 ± 1/16 .XXX ± .005

RMS FINISH EXCEPT AS NOTED

NDRIVE  
HANDWHEEL  
(HWA32-26HD-XX)

DRAWN	EJB	11/12/02	PART CODE	SIZE	REV.
CHECKED	AGS	11/12/02	HWA32-26HD-XX	B	-
APPD.	AGS	11/12/02	SCALE NTS	FILE NAME 630B1983-201.DWG	SHEET 1 of 1