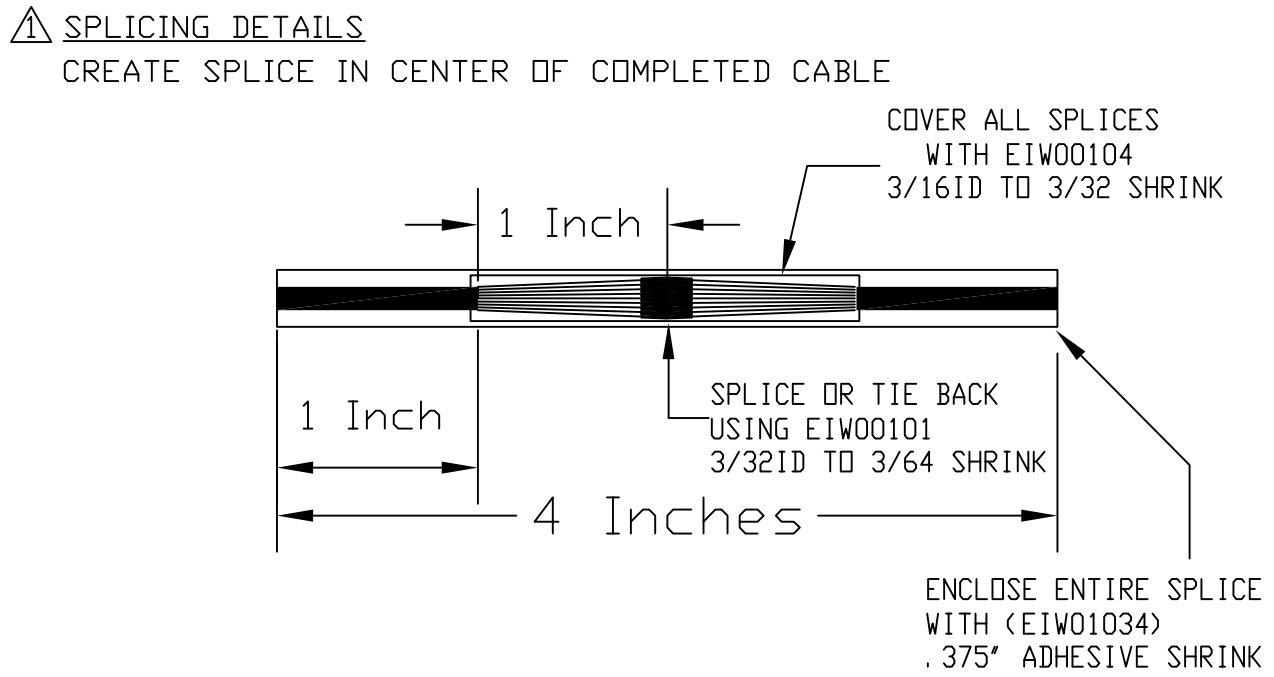
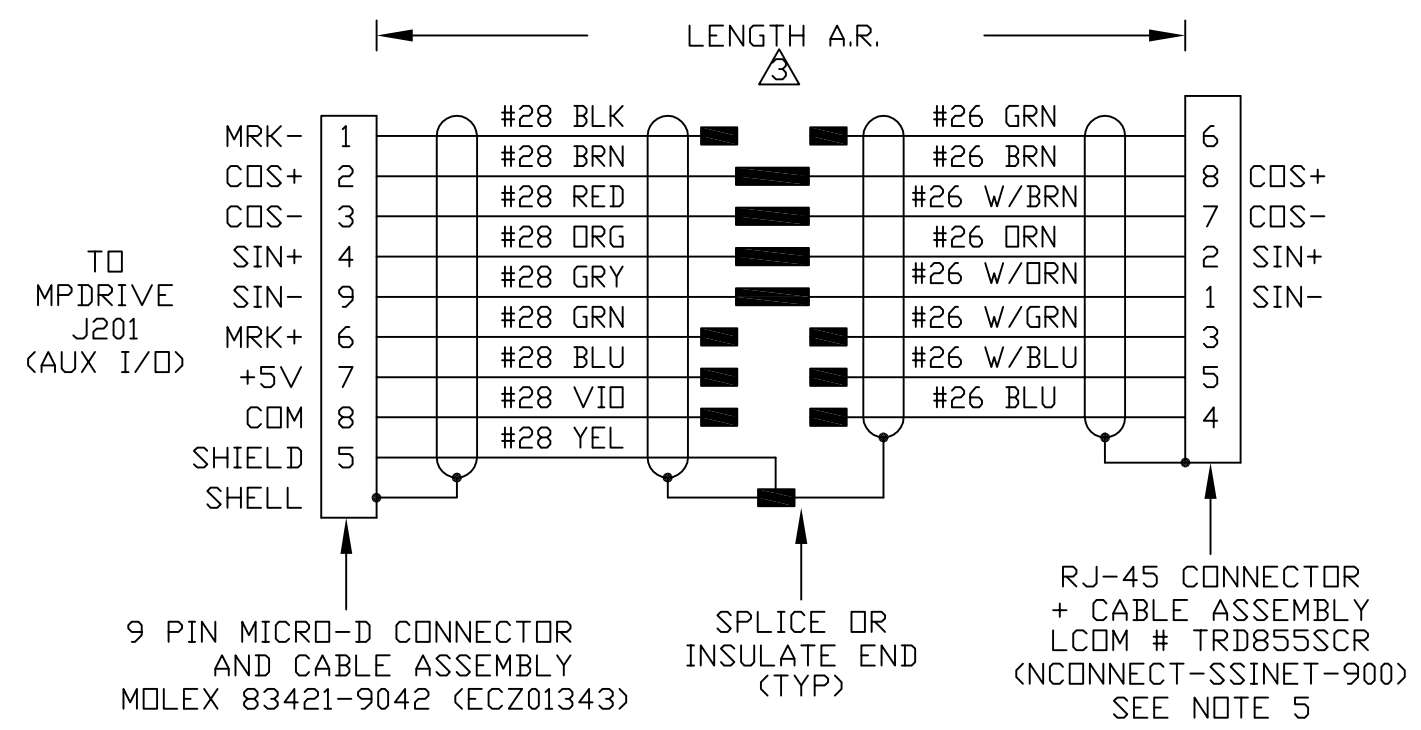
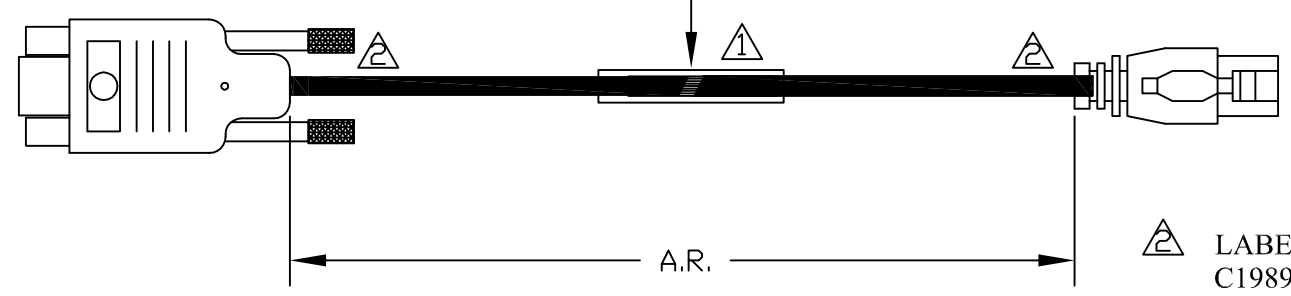


REVISIONS				
SYM.	ZONE	DESCRIPTION	DATE	APPROVAL



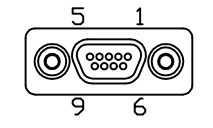
CABLE #TRD855SCR
 CUT OFF EXISTING
 CONNECTOR AND SPLICE
 9 PIN MICRO-D ASSEMBLY
 AT CENTER OF COMPLETED CABLE



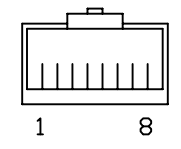
△ LABELS FOR
 C19898-XX CABLES:
 (2) REQUIRED,
 (1 AT EACH END)

△ CABLE LENGTH
 CAUTION, CABLE LENGTHS (XX) ARE IN DECIMETERS
 EXAMPLE: C19898-3
 3 = 3 DECIMETERS (300mm) = 1FT.

△ CONNECTOR VIEW FROM MATING SIDE.



△ RJ-45 CONNECTOR
 VIEW LOOKING INTO CONNECTOR



P/N: C19898-XX
 W/N: 1 thru X
 DWG: 630B1989-8 REV.X

CABLE WRAP LABEL: EIA00113

PROPRIETARY INFORMATION
 THIS DRAWING IS THE PROPERTY
 OF AEROTECH, INC. AND IS
 SUBMITTED IN CONFIDENCE AND
 SHALL NOT BE REPRODUCED NOR
 COPIED NOR DISCLOSED TO OTHERS
 UNDER PENALTY OF LAW.



® AEROTECH, INC. 101 Zeta Drive
 Pittsburgh, PA. 15238
 (412)963-7470 TWX710-795-3125

TOLERANCES ON		
FRACTIONS	DECIMALS	ANGLES
0 TO 6 ± 1/32	.XX ± .01	± 0-30'
OVER 6 ± 1/16	.XXX ± .005	

RMS FINISH EXCEPT AS NOTED

DRAWN	TES	7/20/10
CHECKED	AGS	7/20/10
APPD.	AGS	7/20/10

MPDRIVE PSO ENCODER CABLE (AUX I/O TO SSINET1)				
PART CODE	SIZE	REV.	SCALE NTS	
C19898-XX	B	630B1989-8	FILE NAME 630B1989-801.dwg	SHEET 1 of 1