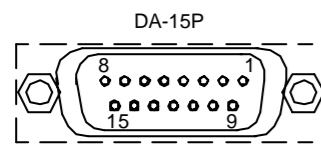


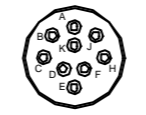
REVISIONS				
REV.	ZONE	DESCRIPTION	DATE	DRAWN
A	~	ECN 8698 (Added mating stage's brake wiring view)	4/22/05	JAB



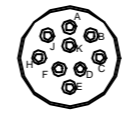
Detail "B"
DA15P CONNECTOR
(ECK00100)
WIRE ENTRY VIEW



CONNECTOR VIEW



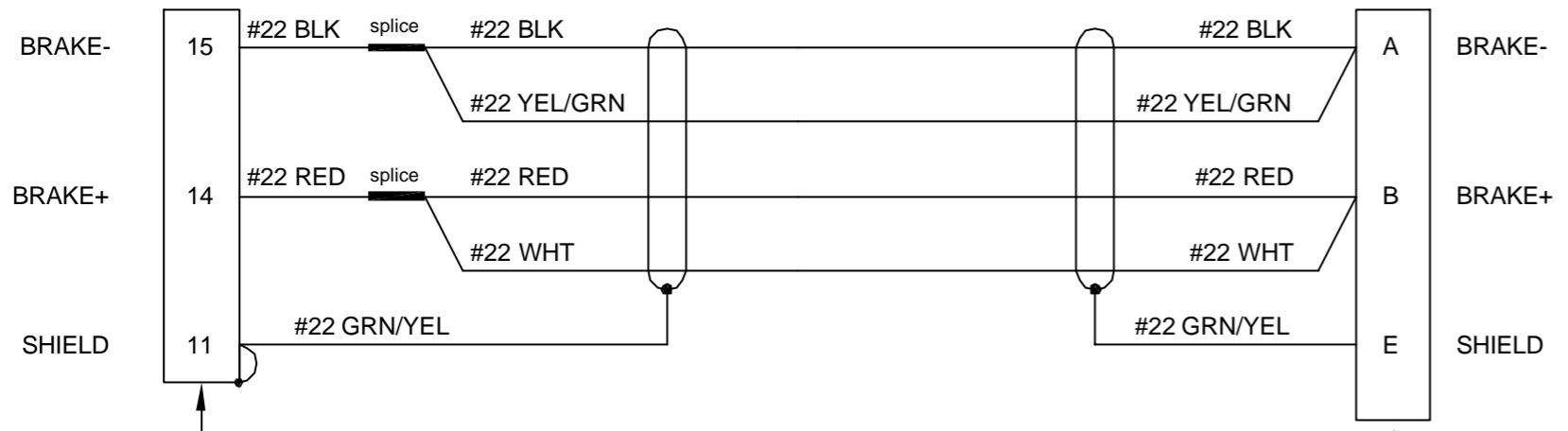
Detail "A"
9 PIN FEMALE AMPHENOL,
126-222 (ECK00305)
RETAINING CLIP (EIH00259)



WIRE ENTRY VIEW

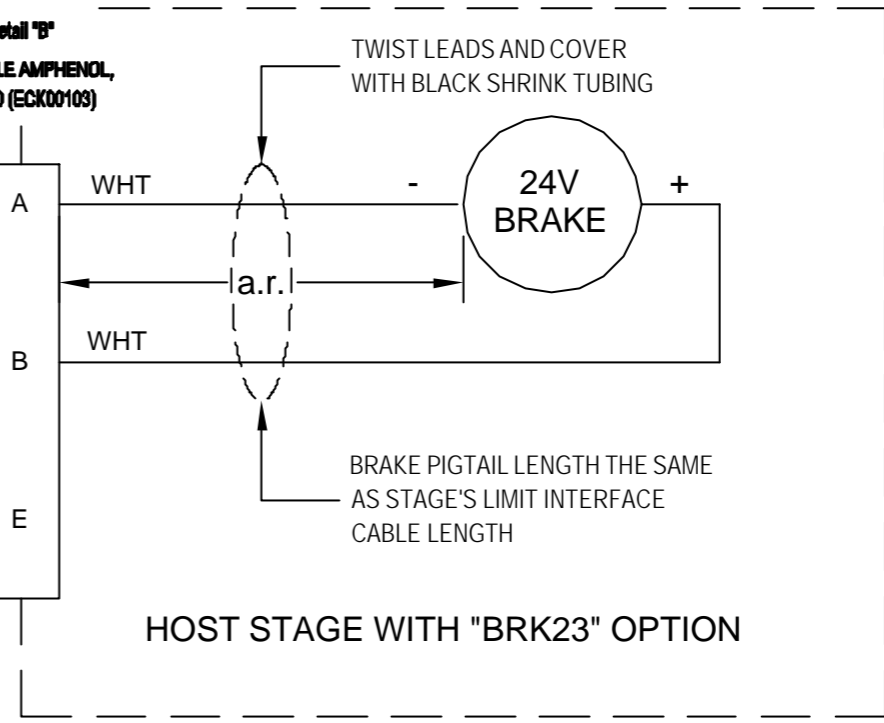
Detail "B"
9 PIN MALE AMPHENOL,
126-220 (ECK00103)

CABLE:
 ECX01124, (4 COND, 22 AWG GSC-01-22573-00)



DA15P CONNECTOR (ECK00100)
 DA15 BACKSHELL (ECK01022)

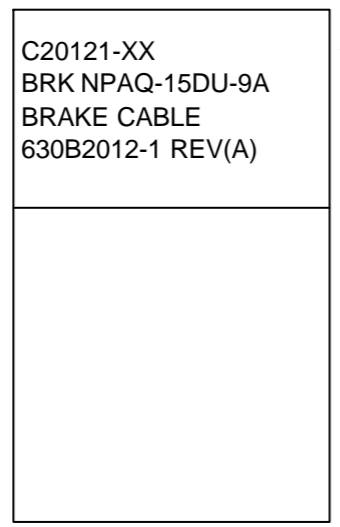
(1) ECK00305 (SOCKET 9 PIN 126-222 AMPHENOL W/HOOD)
 (1) EIH00259 (CLIP RETAINING 126-1069-2 AMPHENOL)




HOST STAGE WITH "BRK23" OPTION

a.r. decimeters
 1 decimeter = 3.937 in.

CABLE LABEL:
 (LAB BLANK>PDL-7/DAT-40-292-1/SLSH20375(for cables))



-XX INDICATES
 CABLE LENGTH
 IN DECIMETERS

PROPRIETARY INFORMATION THIS DRAWING IS THE PROPERTY OF AEROTECH, INC. AND IS SUBMITTED IN CONFIDENCE AND SHALL NOT BE REPRODUCED NOR COPIED NOR DISCLOSED TO OTHERS UNDER PENALTY OF LAW.			 AEROTECH, INC. 101 Zeta Drive Pittsburgh, PA. 15238 (412)963-7470 www.aerotech.com				
TOLERANCES ON FRACTIONS DECIMALS ANGLES 0 TO 6 1/32 .XX ±01 ± 0-30° OVER 6 ±1/16 .XXX ±005			NPAQ I/O BRAKE CABLE (CABLE:BRK NPAQ-15DU-9A)				
RMS FINISH EXCEPT AS NOTED							
DRAWN	JAB	4/22/05	PART CODE	SIZE	630B2012-1	REV. A	
CHECKED	AGS	4/22/05	C20121-XX	B			
APPD.	AGS	4/22/05	SCALE	FILE NAME	630B2012-1A1.DWG	SHEET	1 of 1