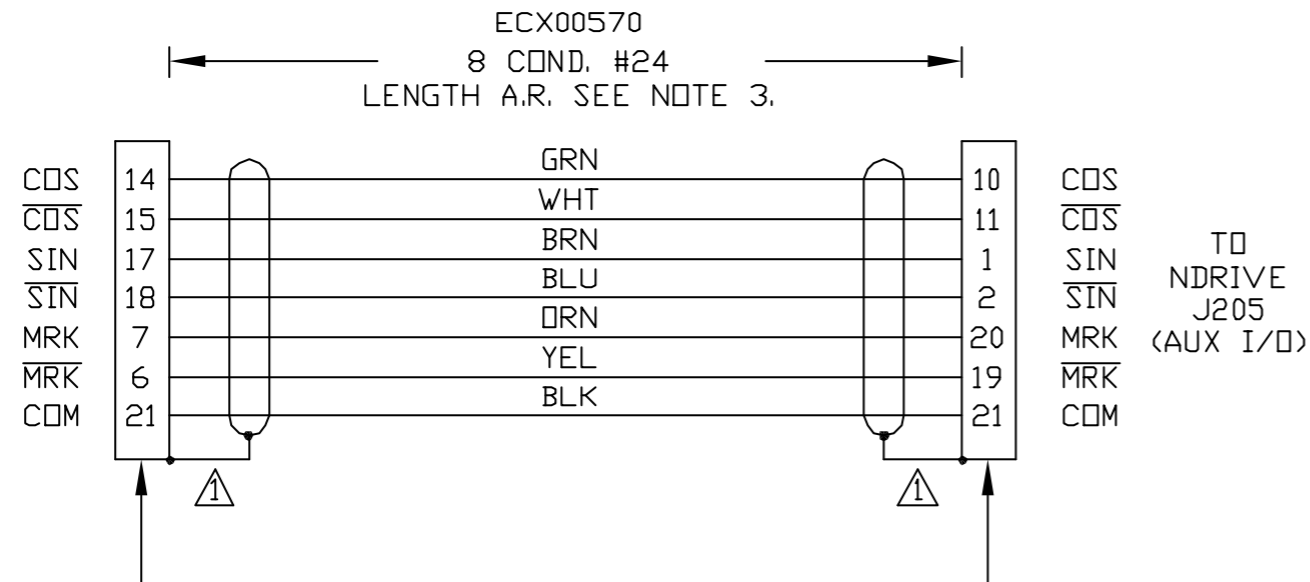
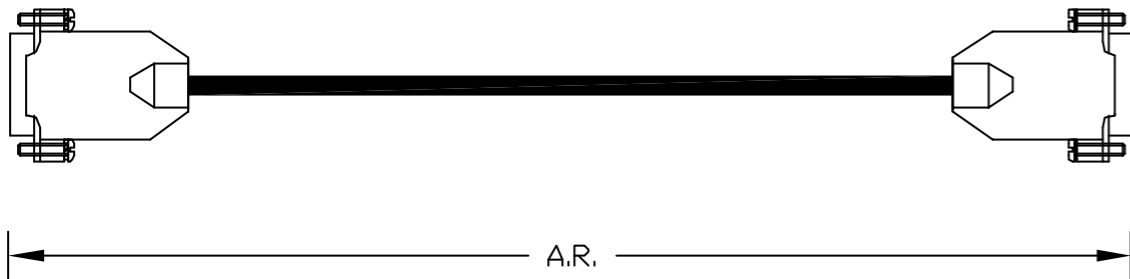


REVISIONS				
REV.	ZONE	DESCRIPTION	DATE	DRAWN
A		ADDED ECN8891	9/9/05	EJB



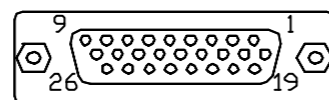
25 MALE, 745496-2, (ECK00786)
 BACKSHELL, 17-1726-2, (ECK00656)
 SEE NOTE 5

26 HD MALE, #K86-AA-26P, (ECK01259)
 BACKSHELL, #17-1725-2, (ECK01022)
 SEE NOTE 4

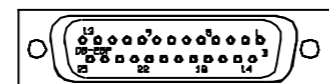


3. CABLE LENGTH
 CAUTION, CABLE LENGTHS (XX) ARE IN DECIMETERS
 EXAMPLE: C20853-3
 3 = 3 DECIMETERS (300mm) = 1FT.

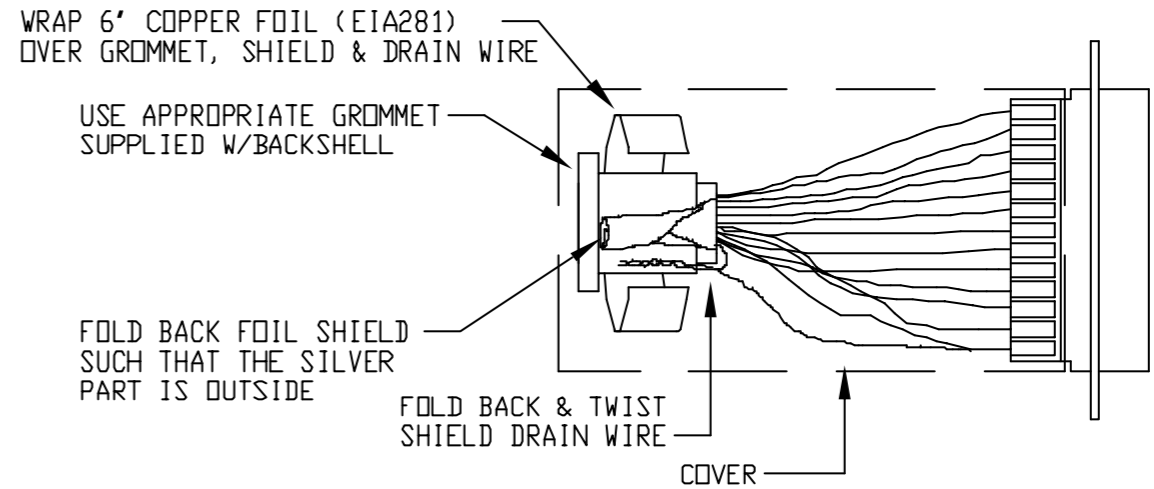
4. CONNECTOR VIEW FROM SOLDER SIDE.



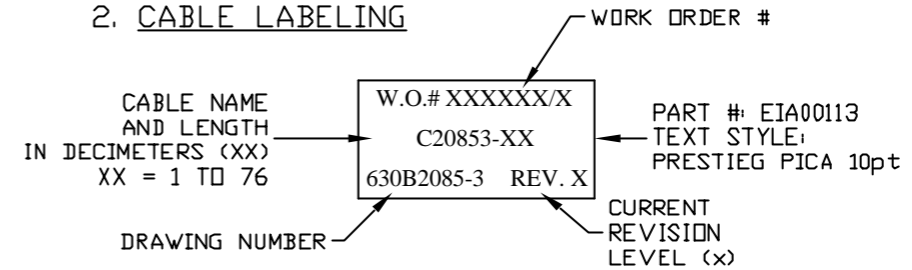
5. CONNECTOR VIEW FROM WIRE SIDE.



1. CONNECTOR SHIELDING



2. CABLE LABELING



PART CODE:

C20853-XX	C20853-1 TO -76 MAX LENGTH (DECIMETERS)
-----------	---

PROPRIETARY INFORMATION
 THIS DRAWING IS THE PROPERTY
 OF AEROTECH, INC. AND IS
 SUBMITTED IN CONFIDENCE AND
 SHALL NOT BE REPRODUCED NOR
 COPIED NOR DISCLOSED TO OTHERS
 UNDER PENALTY OF LAW.



AEROTECH, INC. 101 Zeta Drive
 Pittsburgh, PA. 15238
 (412)963-7470
 www.aerotech.com

FRACTIONS	DECIMALS	ANGLES
0 TO 6 ± 1/32	.XX ± .01	± 0-30'
OVER 6 ± 1/16	.XXX ± .005	

RMS FINISH EXCEPT AS NOTED

PSO ENCODER CABLE
(MAX LENGTH 76 DECIMETERS)
CABLE: ENC AUX-25DU-26HDU-MAX76DM

DRAWN	JRF	05/05
CHECKED	DES	05/05
APPD.	EJB	05/05

PART CODE	SIZE	REV.
SEE ABOVE	B	A
630B2085-3		
SCALE NTS	FILE NAME 630B2085-3A1.dwg	SHEET 1 OF 1