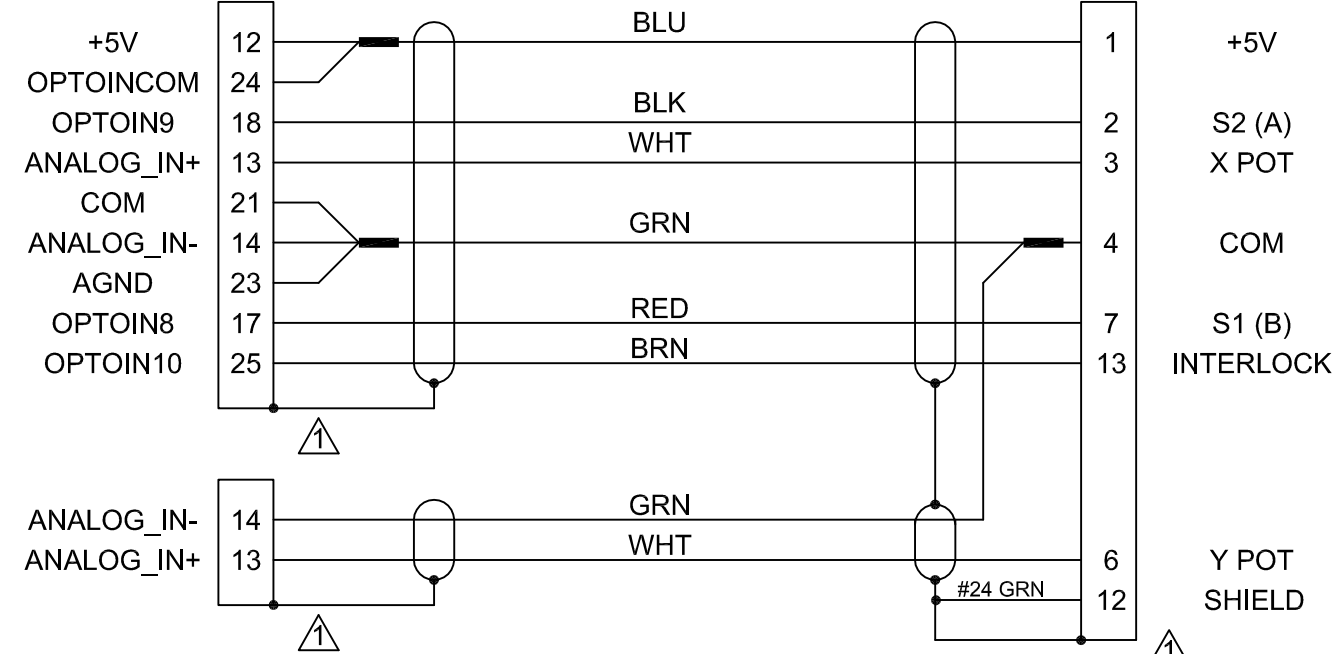


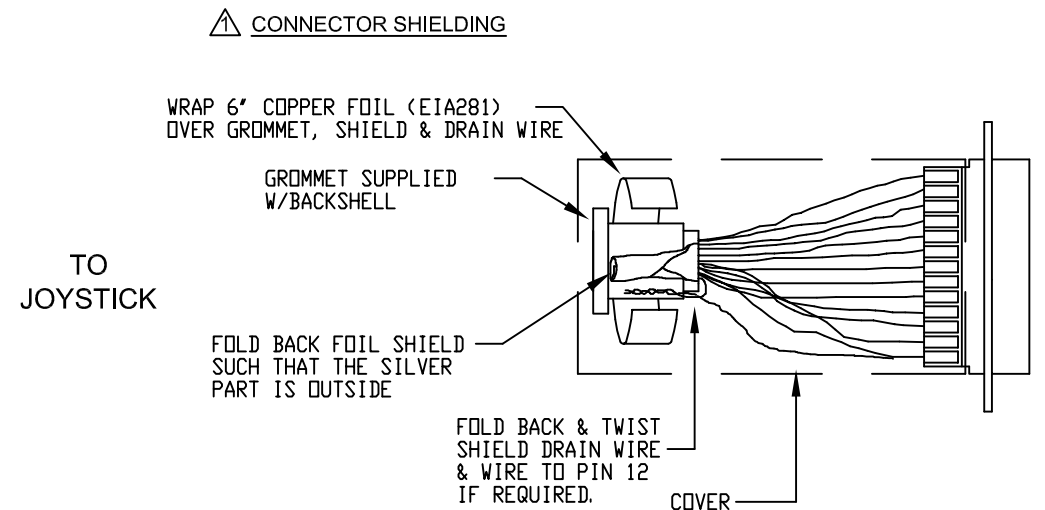
BACKSHELL, (ECK01022)
 JACKSOCKETS, (ECK00129)
 15 LINE FEMALE "D"
 ECK00326

26 HD MALE, (ECK01259)
 BACKSHELL, (ECK01022)

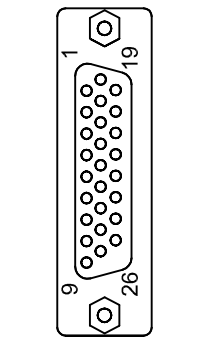


26 HD MALE, (ECK01259)
 BACKSHELL, (ECK01022)

REVISIONS				
SYM.	ZONE	DESCRIPTION	DATE	APPROVAL
-		-	-	-



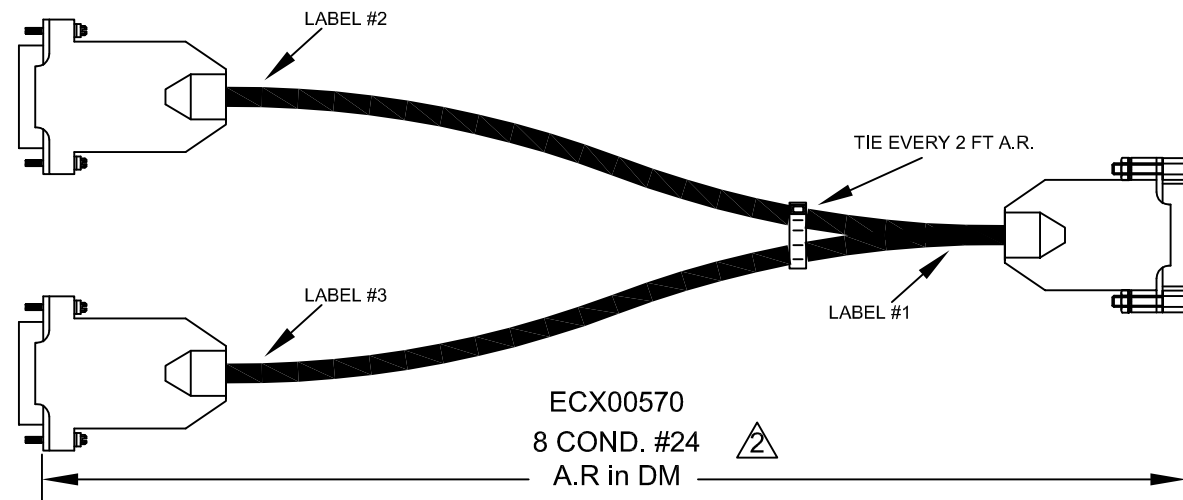
CABLE LENGTH
 CAUTION, CABLE LENGTHS (XX) ARE IN DECIMETERS
 EXAMPLE: C227514-30
 30 = 30 DECIMETERS (3 METERS) = 10FT.



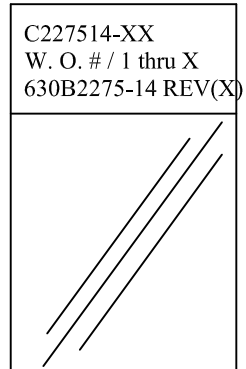
VIEW FROM
 SOLDER SIDE

TO
 NDRIVE HLE #1
 J205 AUX IO

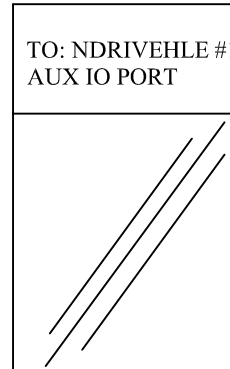
TO
 NDRIVE HLE #2
 J205 AUX IO



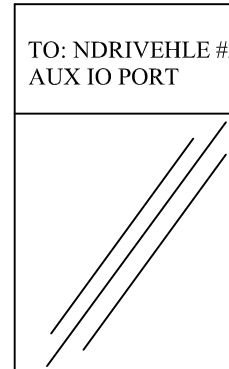
LABEL #1 FOR
 C227514 CABLES:
 (1) REQUIRED



LABEL #2 FOR
 C227514 CABLES:
 (1) REQUIRED



LABEL #3 FOR
 C227514 CABLES:
 (1) REQUIRED



PROPRIETARY INFORMATION
 THIS DRAWING IS THE PROPERTY
 OF AEROTECH, INC. AND IS
 SUBMITTED IN CONFIDENCE AND
 SHALL NOT BE REPRODUCED NOR
 COPIED NOR DISCLOSED TO OTHERS
 UNDER PENALTY OF LAW.



AEROTECH, INC. 101 Zeta Drive
 Pittsburgh, PA. 15238
 www.aerotech.com

TOLERANCES ON		
FRACTIONS	DECIMALS	ANGLES
0 TO 6 $\frac{1}{32}$.XX ± 0.01	$\pm 0-30'$
OVER 6 $\frac{1}{16}$.XXX ± 0.005	

RMS FINISH EXCEPT AS NOTED

DRAWN	TES	9/9/09
CHECKED	EJB	9/9/09
APPD.	AGS	9/9/09

**NDRIVE HLE DUAL AXIS
 JOYSTICK EXTENSION CABLE
 (JSXT-26HD 26HD-15DU-MAX 300 DM)**

PART CODE	SIZE	REV.
C227514-XX	B	-
SCALE NTS	FILE NAME	SHEET
	630B2275-1401.DWG	1 of 1