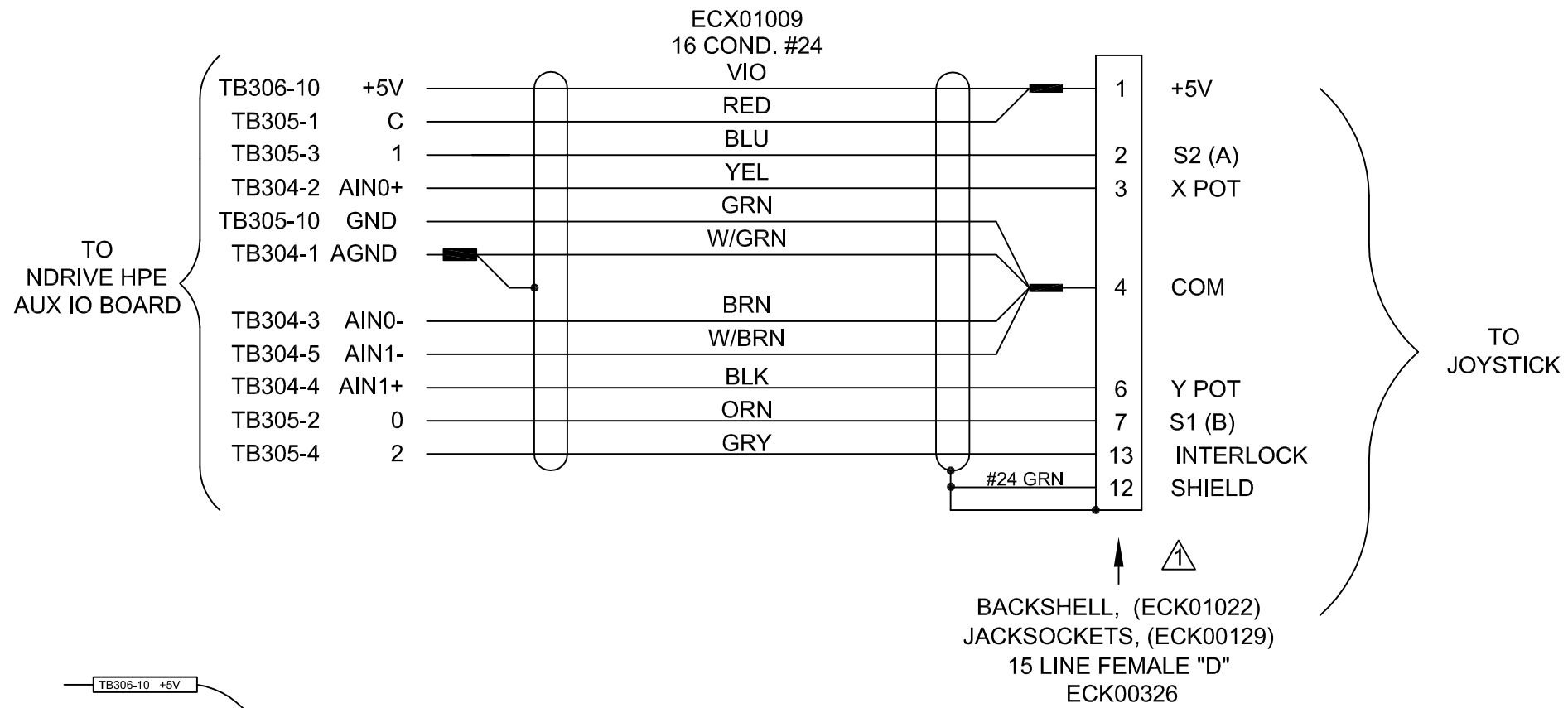
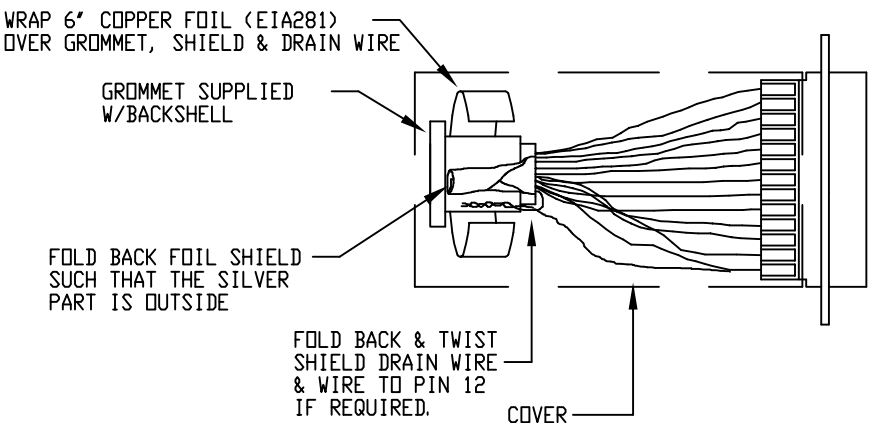


REVISIONS				
SYM.	ZONE	DESCRIPTION	DATE	APPROVAL
-			-	-



CONNECTOR SHIELDING



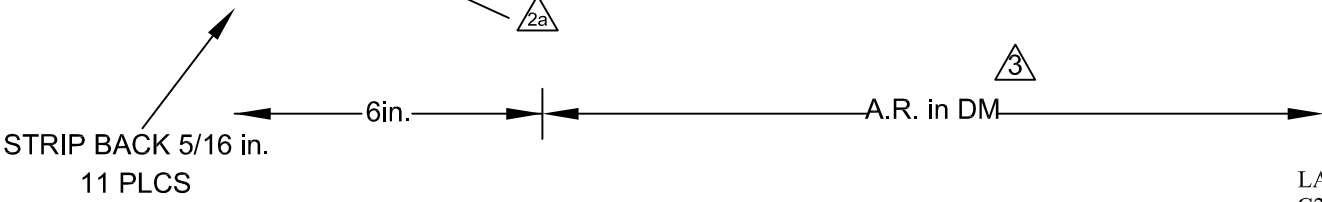
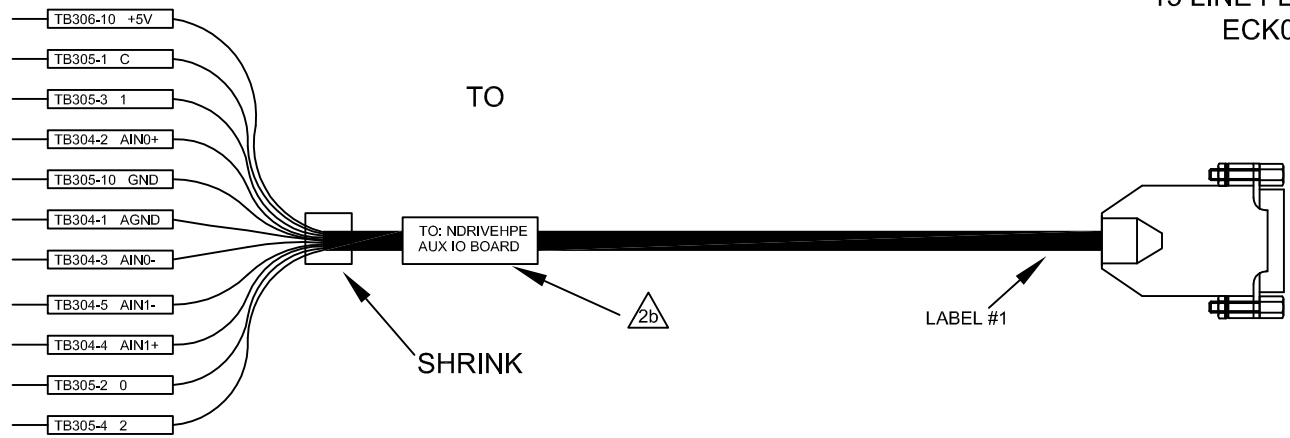
WIRE MARKERS

LABEL WIRES WITH BRADY LABELS AS NOTED
 a.) PSPT-125-175-WT WIRE MARKING SLEEVE (EIA01161)
 b.) PSPT-250-175-WT WIRE MARKING SLEEVE (EIA01163)

CABLE LENGTH

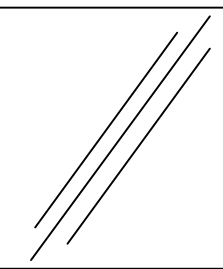
CAUTION, CABLE LENGTHS (XX) ARE IN DECIMETERS
 EXAMPLE: C227515-30
 30 = 30 DECIMETERS (3 METERS) = 10FT.

BACKSHELL, (ECK01022)
 JACKSOCKETS, (ECK00129)
 15 LINE FEMALE "D"
 ECK00326



LABEL #1 FOR
 C227515 CABLES:
 (1) REQUIRED

C227515-XX
 W. O. # / 1 thru X
 630B2275-15 REV(X)



PROPRIETARY INFORMATION
 THIS DRAWING IS THE PROPERTY
 OF AEROTECH, INC. AND IS
 SUBMITTED IN CONFIDENCE AND
 SHALL NOT BE REPRODUCED NOR
 COPIED NOR DISCLOSED TO OTHERS
 UNDER PENALTY OF LAW.



AEROTECH, INC. 101 Zeta Drive
 Pittsburgh, PA. 15238
 www.aerotech.com

**NDRIVE HPE DUAL AXIS
 JOYSTICK EXTENSION CABLE
 (JSXT-FLY-15DU-MAX 300 DM)**

TOLERANCES ON		
FRACTIONS	DECIMALS	ANGLES
0 TO 6 ±1/32	.XX ±01	± 0-30'
OVER 6 ±1/16	.XXX ±005	
RMS FINISH	EXCEPT AS NOTED	

DRAWN	TES	9/1/09	PART CODE	SIZE	REV.
CHECKED	EJB	9/1/09	C227515-XX	B	-
APPD.	AGS	9/1/09	SCALE NTS	FILE NAME	SHEET
				630B2275-1501.DWG	1 of 1

630B2275-15