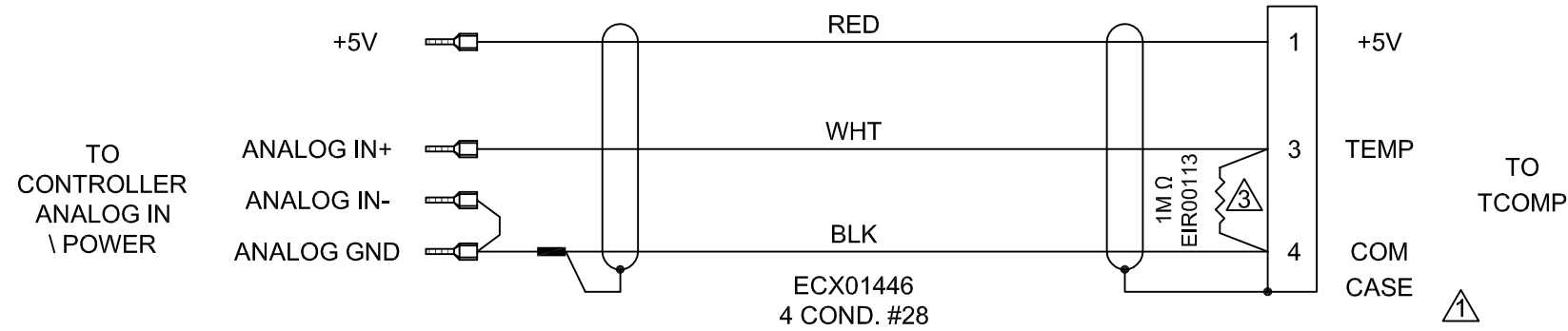


REVISIONS

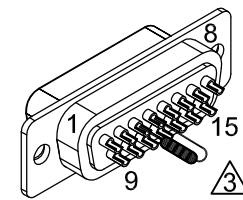
SYM.	DESCRIPTION	DATE	APPROVAL
------	-------------	------	----------



FERRULE, #24-26, EIK01259

UNUSED:
GRN

1M OHM RESISTOR, EIR00113



15 PIN FEMALE D-SUB, ECK00326
BACKSHELL, ECK01022

⚠️ WIRE MARKERS
LABEL DISCRETE WIRES WITH BRADY WIRE
MARKING SLEEVE, EIA01161

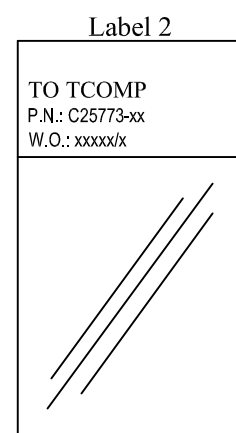
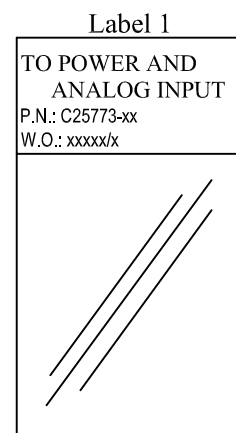
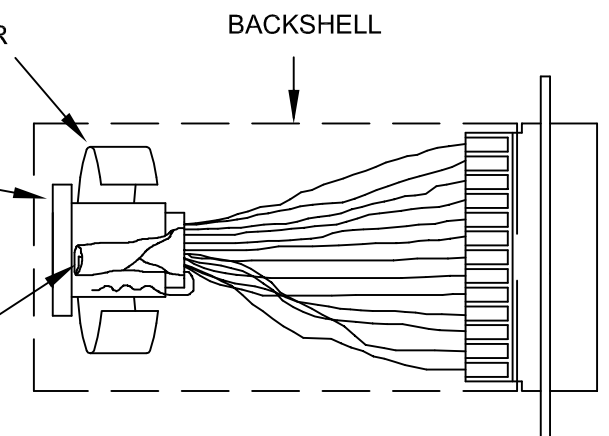
⚠️ EIR00113, 1M OHM RESISTOR
INSULATE LEADS WITH CLEAR TUBING, EIW00127

⚠️ CABLE LENGTH
CABLE LENGTHS (xx) ARE IN DECIMETERS
EXAMPLE: C25773-30
30 = 30 DECIMETERS (3 METERS)

⚠️ CONNECTOR SHIELDING
WRAP 6" COPPER FOIL (EIA281) OVER
GROMMET, SHIELD & DRAIN WIRE

ADD 3 LAYERS OF HEATSHRINK,
EIW00104 AND USE #5 GROMMET
SUPPLIED W/BACKSHELL

FOLD BACK DRAIN WIRE AND
FOIL SHIELD SUCH THAT THE
SILVER PART IS OUTSIDE



CABLE WRAP LABELS: EIA00113

PROPRIETARY INFORMATION
THIS DRAWING IS THE PROPERTY
OF AEROTECH, INC. AND IS
SUBMITTED IN CONFIDENCE AND
SHALL NOT BE REPRODUCED NOR
COPIED NOR DISCLOSED TO OTHERS
UNDER PENALTY OF LAW.



® AEROTECH, INC. 101 Zeta Drive
Pittsburgh, PA. 15238
412 963-7470 WWW.AEROTECH.COM

TOLERANCES ON		
FRACTIONS	DECIMALS	ANGLES
0 TO 6 ±1/32	.XX ±01	± 0-30'
OVER 6 ±1/16	.XXX ±005	

RMS FINISH EXCEPT AS NOTED

**TCOMP EXTENSION CABLE:
FLYING LEADS TO TCOMP
TCOMP FLY-15D-MAX100DM**

DRAWN	JFM	8/25/16
CHECKED	JAB	8/25/16
APPD.	JFM	8/25/16

PART CODE	SIZE	REV.
C25773-xx	B	-
SCALE	FILE NAME	SHEET
NTS	630B2577-3.Dwg	1 of 1

630B2577-3