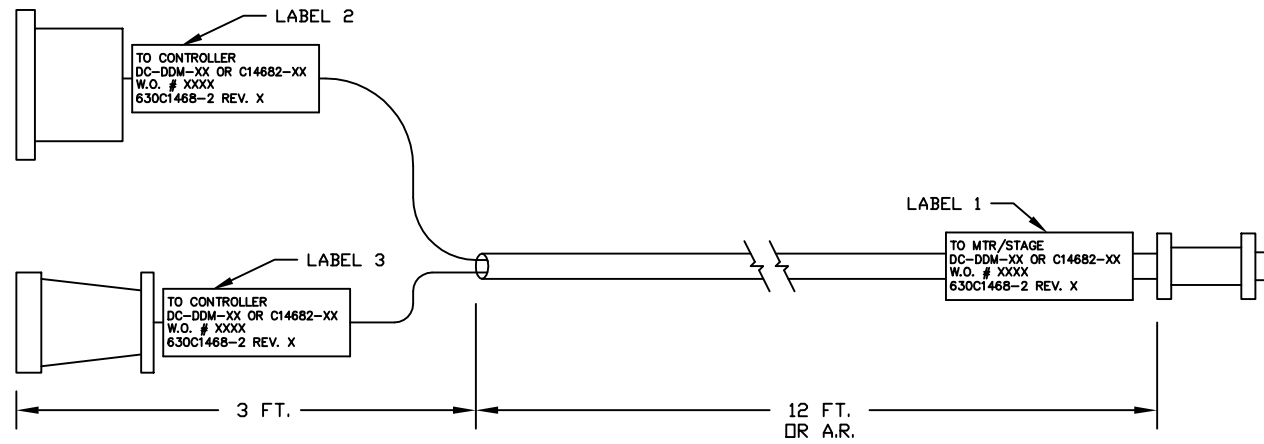
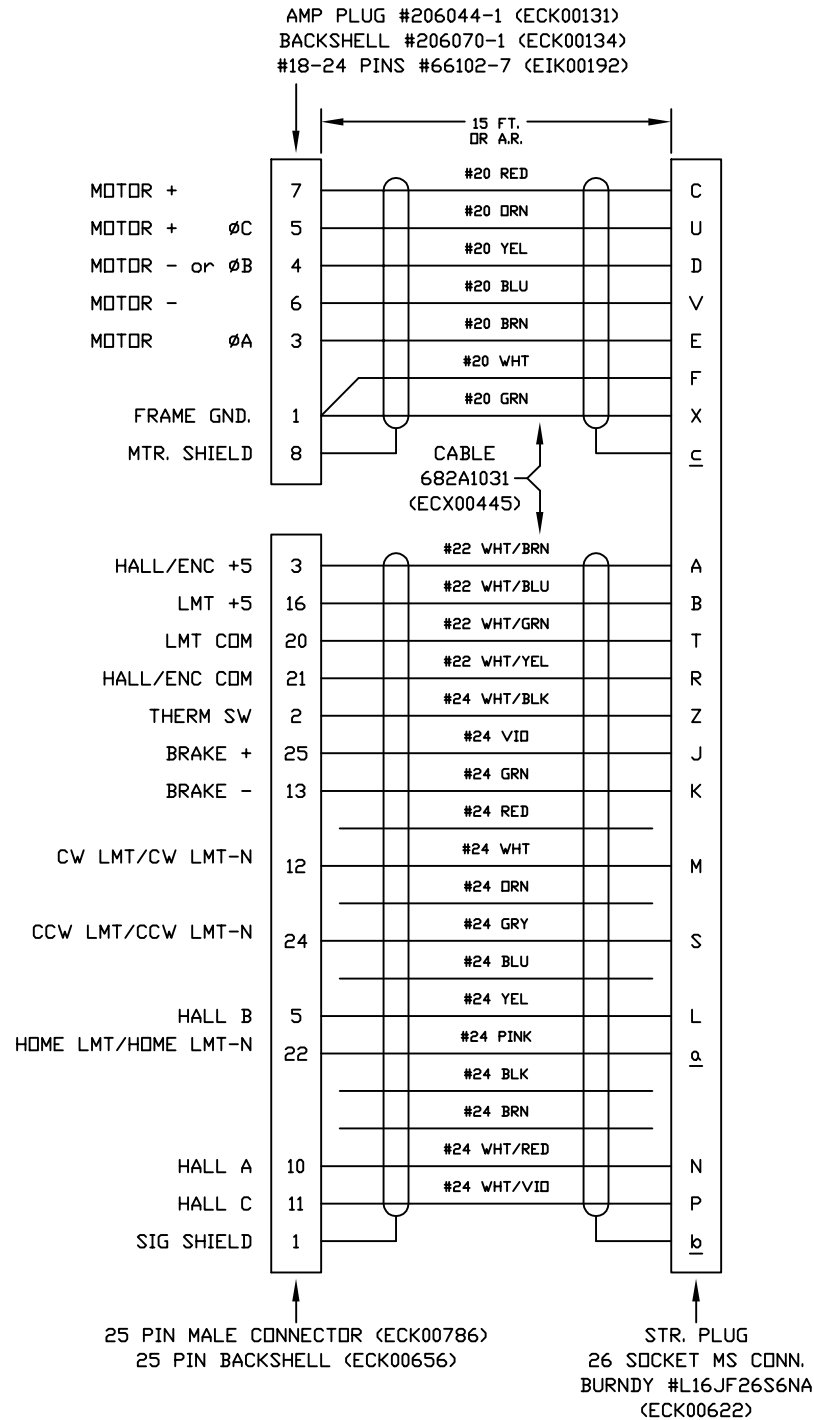
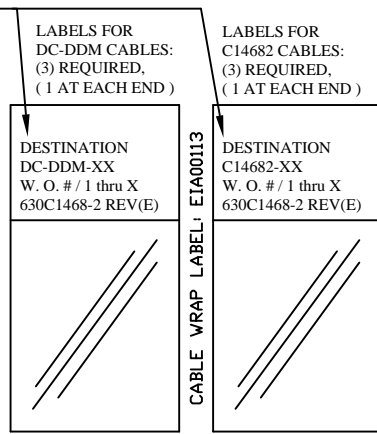


REVISIONS				
REV.	ZONE	DESCRIPTION	DATE	DRAWN
A		ECK384 WAS EIK384	6/91	MP
B		ADDED DASH 2	6/91	AGS
C		ADDED 3Ø & HALL INFO	03-12-94	MP
D		ADDED ECN6155	03/13/02	JRF
E		ADDED ECN6946 ADDED THIS SHEET	05/03	JRF



SEE LABELS 1, 2 & 3 FOR DESTINATION



PROPRIETARY INFORMATION
 THIS DRAWING IS THE PROPERTY
 OF AEROTECH, INC. AND IS
 SUBMITTED IN CONFIDENCE AND
 SHALL NOT BE REPRODUCED NOR
 COPIED NOR DISCLOSED TO OTHERS
 UNDER PENALTY OF LAW.

FRACTIONS	DECIMALS	ANGLES
0 TO 6 ± 1/32	.XX ± .01	± 0-30'
OVER 6 ± 1/16	.XXX ± .005	

RMS FINISH EXCEPT AS NOTED

DRAWN	MP	05/91
CHECKED	EJB	08/95
APPD.	EJB	08/95

PART CODE:	
C14682-XX	C14682-1 TO -450 MAX LENGTH (DECIMETERS)
DC-DDM-XX	DC-DDM-1 TO -150 MAX LENGTH (FEET)

AEROTECH, INC. 101 Zeta Drive
 Pittsburgh, PA. 15238
 (412)963-7470
 www.aerotech.com

ADR MOTOR OUTPUT CABLE
 450 DECIMETERS (150') MAX LENGTH
CABLE: BL MTR & FB-25DU 14P-26B-MAX450DM

DRAWN	MP	05/91	PART CODE	SIZE	REV.
CHECKED	EJB	08/95	SEE ABOVE	C	E
APPD.	EJB	08/95	SCALE NTS	FILE NAME 630C1468-2E1.dwg	SHEET 1 OF 1