

AMP PLUG #745496-2 (ECK786)
AMPHENDL BACKSHELL #17-1726-2 (ECK656)

CONSOLIDATED #5737-CL
(25 COND. #22), ECX01044

PIN	WIRE	SIGNAL
13	GRN/WHT	BRAKE -
12	WHT	CW/+ LMT
11	BLU/WHT	HC
10	RED/WHT	HA
9	-	-
8	-	-
7	BLU/BLK	MKR
6	ORN/BLK	MKR-N
5	BLK/WHT	HB
4	-	-
3(4/4)	BLK/WHT/RED	ENC +5V
3(3/4)	RED/BLK/WHT	ENC +5V
3(2/4)	WHT/BLK/RED	ENC +5V
3(1/4)	RED/BLK	ENC +5V
2	RED/GRN	EXT SD
1	SHIELD	SIG SHLD / FRM GND
14	WHT/RED	COS
15	ORN/RED	COS-N
16	RED	LMT +5V
17	BLU/RED	SIN
18	BLK/RED	SIN-N
19	-	-
20	GRN	LMT COM
21(1/4)	GRN/BLK	ENC COM
21(2/4)	BLU	ENC COM
21(3/4)	GRN/BLK/WHT	ENC COM
21(4/4)	ORN/GRN	ENC COM
22	ORN	HM LMT-N
23	-	-
24	BLK	CCW/- LMT
25	WHT/BLK	BRAKE+

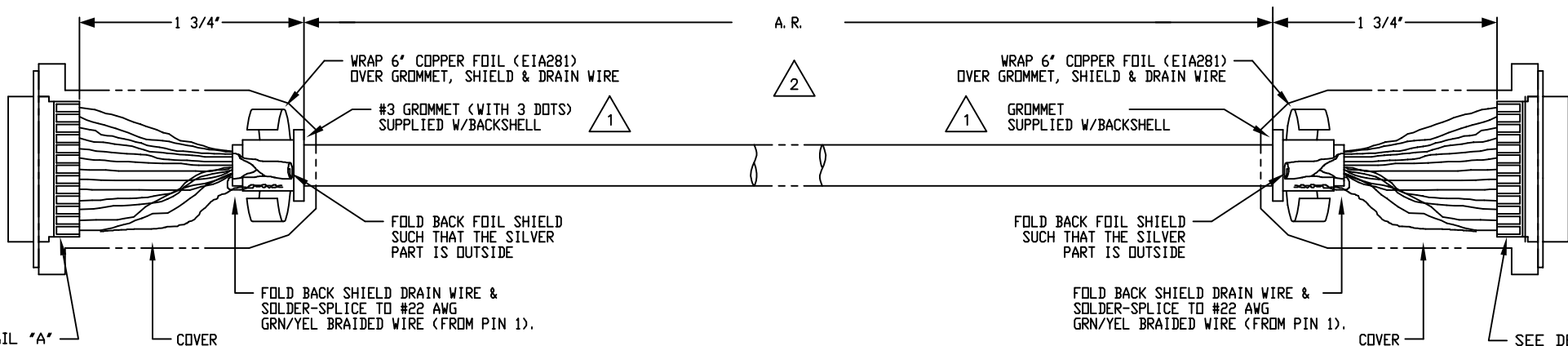
UNUSED WIRES (ECX01044): NONE

AMP SOCKET #745495-2 (ECK789)
AMPHENDL BACKSHELL #17-1726-2 (ECK656)

CONSOLIDATED #5737-CL
(25 COND. #22), ECX01044

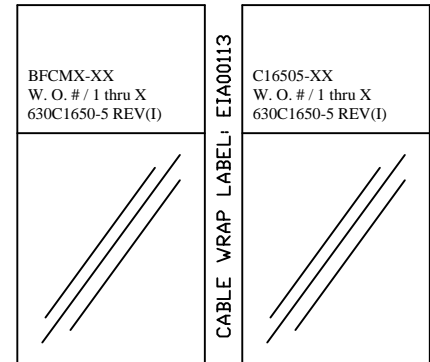
SIGNAL	WIRE	SOCKET
SIG SHLD / FRM GND	SHIELD	1
EXT SD	RED/GRN	2
ENC +5V	RED/BLK	3(1/4)
ENC +5V	WHT/BLK/RED	3(2/4)
ENC +5V	RED/BLK/WHT	3(3/4)
ENC +5V	BLK/WHT/RED	3(4/4)
-	-	4
HB	BLK/WHT	5
MKR-N	ORN/BLK	6
MKR	BLU/BLK	7
-	-	8
-	-	9
HA	RED/WHT	10
HC	BLU/WHT	11
CW/+ LMT	WHT	12
BRAKE-	GRN/WHT	13
BRAKE+	WHT/BLK	25
CCW/- LMT	BLK	24
-	-	23
HM LMT	ORN	22
ENC COM	ORN/GRN	21(4/4)
ENC COM	GRN/BLK/WHT	21(3/4)
ENC COM	BLU	21(2/4)
ENC COM	GRN/BLK	21(1/4)
LMT COM	GRN	20
-	-	19
SIN-N	BLK/RED	18
SIN	BLU/RED	17
LMT +5V	RED	16
COS-N	ORN/RED	15
COS	WHT/RED	14




REVISIONS				
REV.	ZONE	DESCRIPTION	DATE	DRAWN
A	-	ADDED ECN2193	10-04-96	---
B	-	ADDED ECN2449	2-18-97	WG
C	-	ADDED ECN2633	5-15-97	NTC
D	-	ADDED ECN3284	3/17/98	NTC
E	-	ADDED ECN4060	03-03-99	---
F	-	ADDED ECN4603	1-11-00	LTL
G	-	ADDED ECN5394	2/01	CJC
H	-	ADDED ECN6705	1/23/03	RWR
I	-	ADDED ECN7047	05/03	JRF

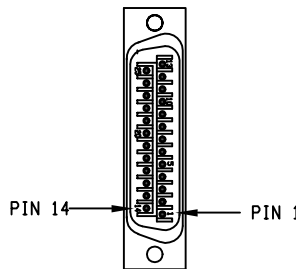
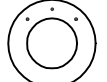


LABELS FOR BFCMX CABLES:
(2) REQUIRED,
(1 AT EACH END)

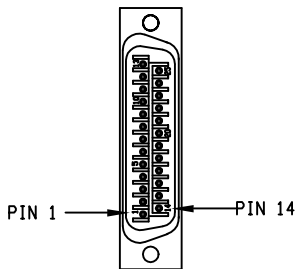
LABELS FOR C1650 CABLES:
(2) REQUIRED,
(1 AT EACH END)



-  FOR CRIMP TOOL USE AMP HANDLE ASSY 58074-1 WITH AMP HEAD ASSY 58063-2
-  STARTING CABLE LENGTH = 1 FT LONGER THAN REQUIRED LENGTH
-  FOR (ECX1044) USE #3 GROMMET WITH 3 DOTS AS SHOWN BELOW WHICH IS SUPPLIED W/BACKSHELL



DETAIL "A"
AMP PLUG #745496-2 (ECK786)



DETAIL "B"
AMP SOCKET #745495-2 (ECK789)

PROPRIETARY INFORMATION
THIS DRAWING IS THE PROPERTY
OF AEROTECH, INC. AND IS
SUBMITTED IN CONFIDENCE AND
SHALL NOT BE REPRODUCED NOR
COPIED NOR DISCLOSED TO OTHERS
UNDER PENALTY OF LAW.

TOLERANCES ON		
FRACTIONS	DECIMALS	ANGLES
0 TO 6 ± 1/32	.XX ± .01	± 0-30'
OVER 6 ± 1/16	.XXX ± .005	

RMS FINISH EXCEPT AS NOTED

DRAWN	LTL	1-11-00
CHECKED	JAB	1-11-00
APPD.	JAB	1-11-00

PART CODE:	
C16505-XX	C16505-121 TO -240 MAX LENGTH (DECIMETERS)
BFCMX-XX	BFCMX-41 TO -80 MAX LENGTH (FEET)

AEROTECH  AEROTECH, INC. 101 Zeta Drive
Pittsburgh, PA. 15238
(412)963-7470
www.aerotech.com

BRUSHLESS FEEDBACK CABLE
240 DECIMETERS (80') MAX LENGTH
CABLE: BL FB-25DU-25DU-MAX240DM

PART CODE	SIZE	REV.
SEE ABOVE	C	I
SCALE NTS	FILE NAME 630C1650-511.dwg	SHEET 1 OF 1