

REVISIONS				
REV.	ZONE	DESCRIPTION	DATE	DRAWN
A		ADDED ECN8912	9/16/05	EJB

(STD) PHOENIX CONTACT - 5 PIN PLUG-IN TERMINAL STRIP 1754504 (ECK00212)

CABLE (4 COND. #16), ECX00566

ALPHA #5440/4
CONSOLIDATED #1707
ALPHA #1452/16

PIN	WIRE	WIRE	SIGNAL
1(1/2)	SHIELD	SHIELD	MTR SHLD
1(2/2)	ORN	GRN	FRM GND
2	BRN	WHT	MTR ØC
3	RED	RED	MTR ØB
4	-	-	-
5	BLK	BLK	MTR ØA

HI POWER 'D' FEMALE P/N DBMM9W4S (ECK00657) + CONTACTS (SOCKETS), #DM53744-6 (ECK00659) BACKSHELL (ECK00656)

CABLE (4 COND. #16), ECX00566

ALPHA #5440/4
CONSOLIDATED #1707
ALPHA #1452/16

SIGNAL	WIRE	WIRE	SOCKET
MTR Ø A	BLK	BLK	A1
MTR Ø B	RED	RED	A2
MTR Ø C	WHT	BRN	A3
FRM GND	GRN	ORN	A4
MTR SHLD	SHIELD	SHIELD	1

3

USE #2 GROMMET WITH 2 DOTS AS SHOWN BELOW WHICH IS SUPPLIED W/BACKSHELL

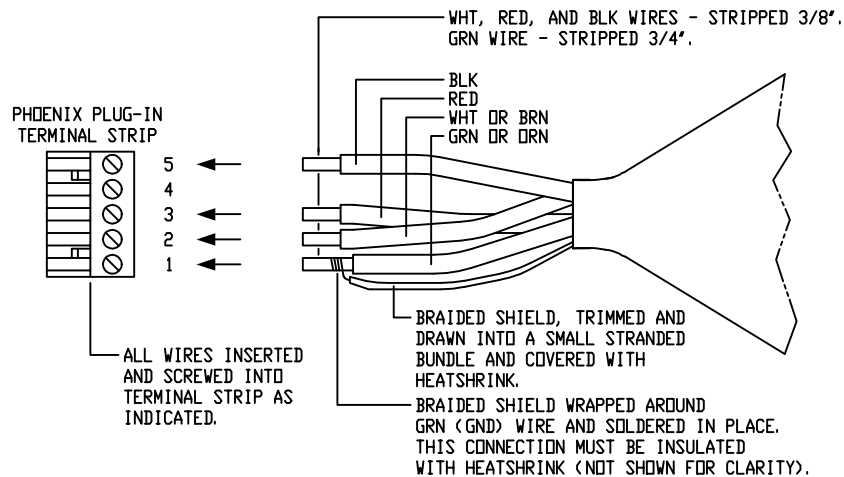
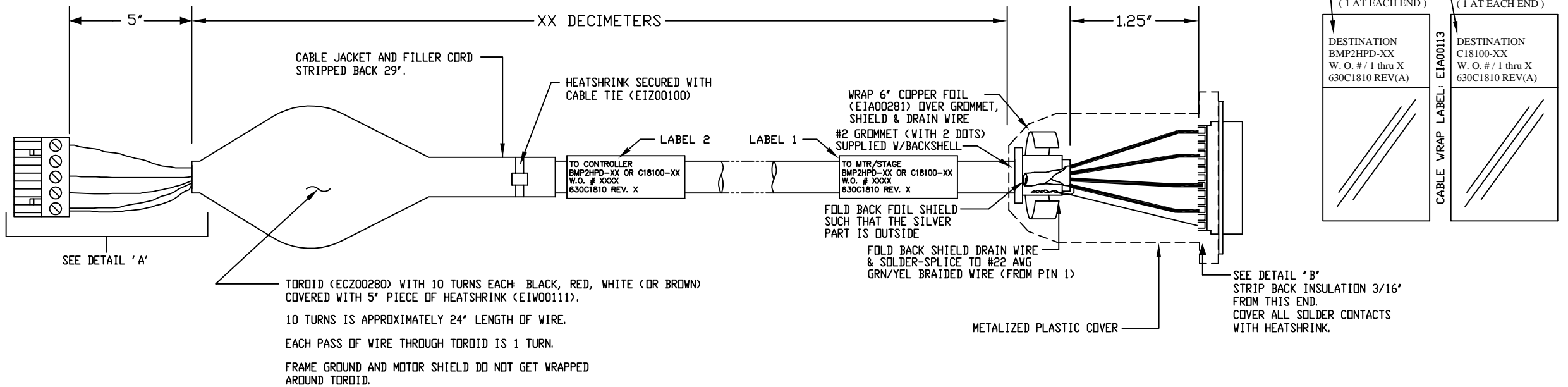


2

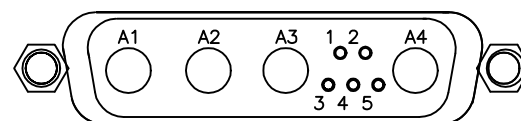
FOR CRIMP TOOL USE AMP HANDLE ASSY 90277-1 OR USE AMP CRIMPER MODEL #565435-5 WITH AMP HEAD ASSY 66098

1

STARTING CABLE LENGTH = 18 FT



DETAIL "A"



DETAIL "B"

PART CODE:

C18100-XX	C18100-1 TO -450 MAX LENGTH (DECIMETERS)
BMP2HPD-XX	BMP2HPD-1 TO -150 MAX LENGTH (FEET)



AEROTECH, INC. 101 Zeta Drive
Pittsburgh, PA. 15238
(412)963-7470 TWX710-795-3125

PROPRIETARY INFORMATION
THIS DRAWING IS THE PROPERTY
OF AEROTECH, INC. AND IS
SUBMITTED IN CONFIDENCE AND
SHALL NOT BE REPRODUCED NOR
COPIED NOR DISCLOSED TO OTHERS
UNDER PENALTY OF LAW.

TOLERANCES ON
FRACTIONS DECIMALS ANGLES
0 TO 6 ± 1/32 .XX ± .01 ± 0-30'
OVER 6 ± 1/16 .XXX ± .005

RMS FINISH EXCEPT AS NOTED

DRAWN	EJB	02/99
CHECKED	LTL	03/99
APPD.	LTL	03/99

UNIDEX 100 BRUSHLESS MOTOR CABLE
450 DECIMETERS (150') MAX LENGTH
(CABLE: BL MTR-FLT-4DU-MAX450DM)

PART CODE	SIZE	REV.
SEE ABOVE	C	A
SCALE NTS	FILE NAME	SHEET
	630C1810A1.DWG	1 OF 1