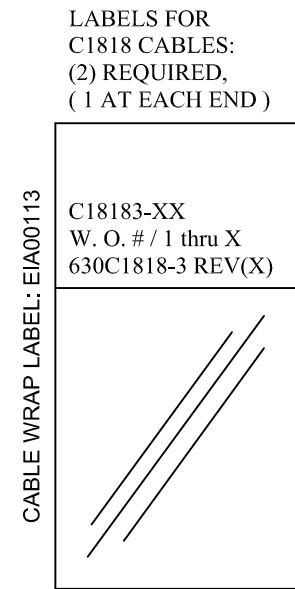
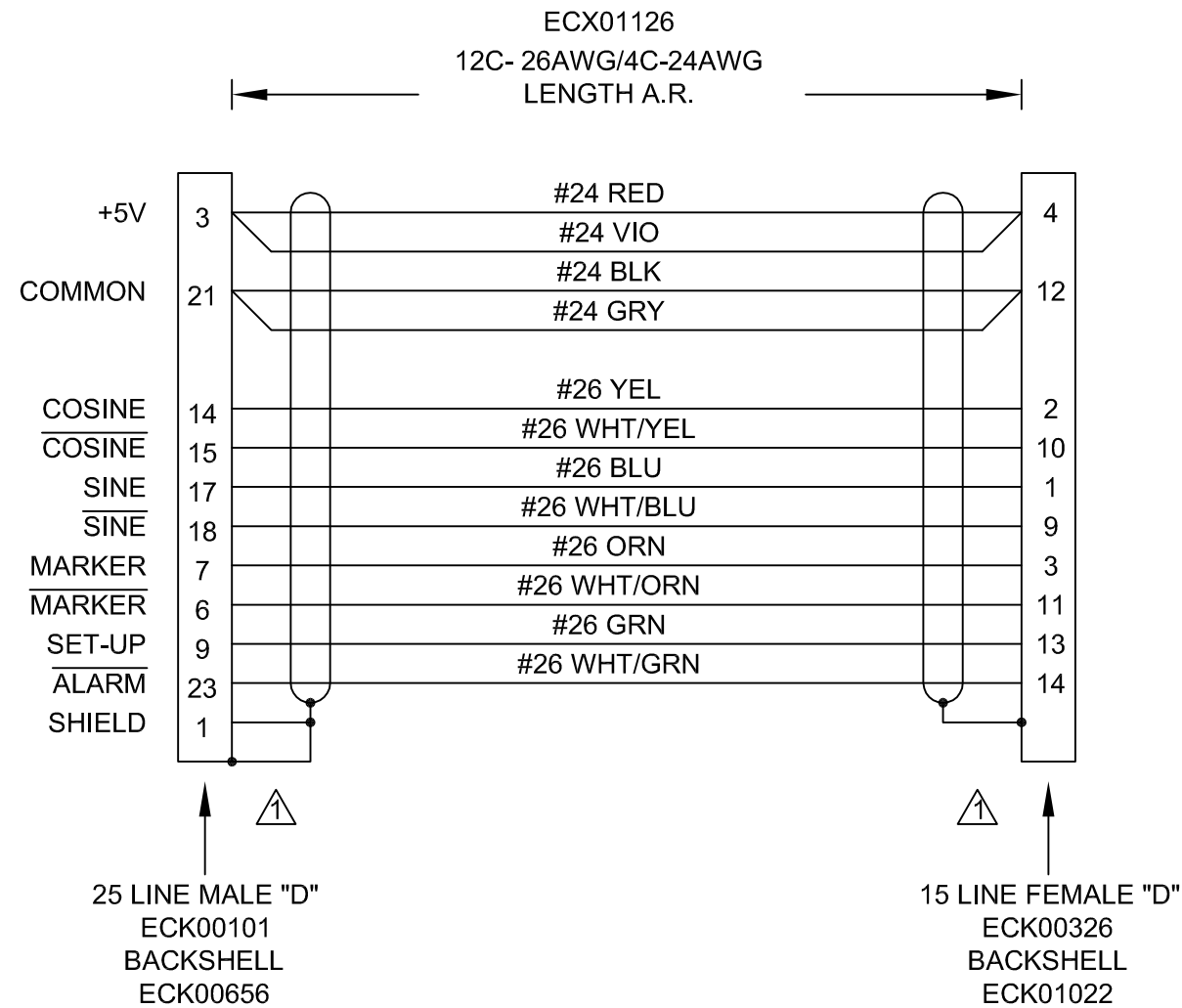
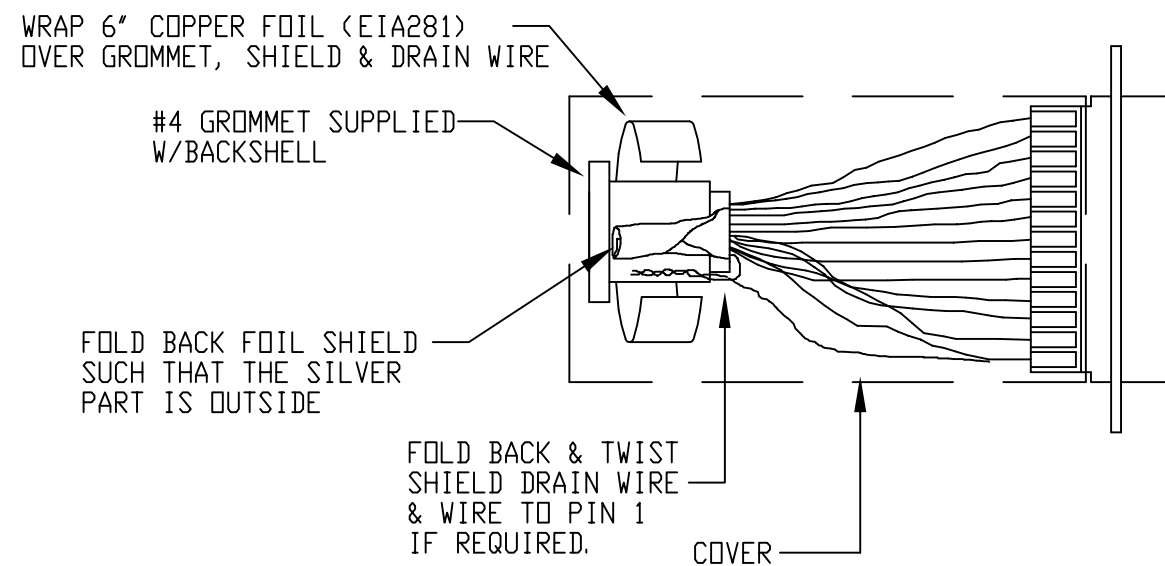


| REVISIONS |      |  |         |       |
|-----------|------|--|---------|-------|
| REV.      | ZONE | DESCRIPTION                            | DATE    | DRAWN |
| A         |      | ECN14110, CHANGED FOR MAX LENGTH 120DM | 5/18/12 | RWR   |



NOTE:  
THIS CABLE MAY BE USED IN CONJUNCTION  
WITH THE LINEAR ENCODER ADAPTER CABLE  
630B1552.

CONNECTOR SHIELDING



PROPRIETARY INFORMATION  
THIS DRAWING IS THE PROPERTY OF AEROTECH, INC.  
AND IS SUBMITTED IN CONFIDENCE AND SHALL NOT BE  
REPRODUCED NOT COPIED NOR DISCLOSED TO OTHERS

| C18183-XX   |           | C18183-1 TO 120 MAX LENGTH (DECIMETERS)   |                          |              |              |         |         |              |           |  |   |  |  |
|---|-----------|---|--------------------------|--------------|--------------|---------|---------|--------------|-----------|--|---|--|--|
| <p>PROPRIETARY INFORMATION<br/>THIS DRAWING IS THE PROPERTY<br/>OF AEROTECH, INC. AND IS<br/>SUBMITTED IN CONFIDENCE AND<br/>SHALL NOT BE REPRODUCED NOR<br/>COPIED NOR DISCLOSED TO OTHERS<br/>UNDER PENALTY OF LAW.</p>                         |           | <p>AEROTECH, INC. 101 Zeta Drive<br/>Pittsburgh, PA. 15238<br/>(412)963-7470<br/>www.aerotech.com</p> |                          |              |              |         |         |              |           |  |   |  |  |
| <p>TOLERANCES ON</p> <table border="1"> <tr> <th>FRACTIONS</th> <th>DECIMALS</th> <th>ANGLES</th> </tr> <tr> <td>0 TO 6 ±1/32</td> <td>.XX ±01</td> <td>± 0-30'</td> </tr> <tr> <td>OVER 6 ±1/16</td> <td>.XXX ±005</td> <td></td> </tr> </table> |           | FRACTIONS   | DECIMALS                 | ANGLES       | 0 TO 6 ±1/32 | .XX ±01 | ± 0-30' | OVER 6 ±1/16 | .XXX ±005 |  | <p><b>RENISHAW LINEAR<br/>FB-25DU-15DU-HF65-MAX120DM<br/>RENISHAW CABLE</b></p> |  |  |
| FRACTIONS   | DECIMALS  | ANGLES  |                          |              |              |         |         |              |           |  |   |  |  |
| 0 TO 6 ±1/32  | .XX ±01   | ± 0-30'   |                          |              |              |         |         |              |           |  |   |  |  |
| OVER 6 ±1/16  | .XXX ±005 |   |                          |              |              |         |         |              |           |  |   |  |  |
| RMS FINISH  |           | EXCEPT AS NOTED   |                          |              |              |         |         |              |           |  |   |  |  |
| DRAWN   | TES       | 11/17/11  | PART CODE                | SIZE         |              |         |         |              |           |  |   |  |  |
| CHECKED   | EJB       | 11/17/11  | C18183-XX                | B            |              |         |         |              |           |  |   |  |  |
| APPD.   | EJB       | 11/17/11  | <p><b>630B1818-3</b></p> |              |              |         |         |              |           |  |   |  |  |
| SCALE NTS   |           | FILE NAME   | 630B1818-3A1.DWG         | SHEET 1 OF 1 |              |         |         |              |           |  |   |  |  |
|   |           | REV.  | A                        |              |              |         |         |              |           |  |   |  |  |