

REVISIONS				
SYM.	ZONE	DESCRIPTION	DATE	APPROVAL
A		ADDED ECN4636	1/21/00	JAB
B		NO CHANGE THIS SHEET	-	RWR
C		ADDED ECN6721	1/31/03	RWR

AMP PLUG, #745496-2 (ECK786)  
 AMPHENDL BACKSHELL #17-1726-2 (ECK656)  
 CONSOLIDATED #5736  
 (20 COND. #22), ECX579 (STANDARD)

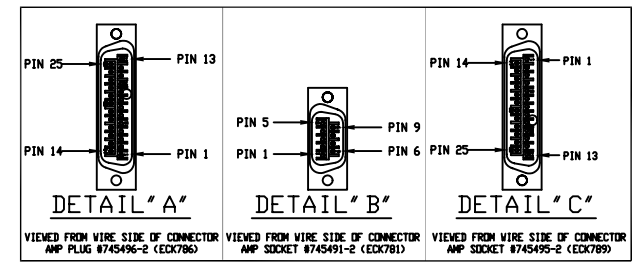
AMP SOCKET, #745495-2 (ECK789)  
 AMPHENDL BACKSHELL #17-1726-2 (ECK656)  
 CONSOLIDATED #5736  
 (20 COND. #22), ECX579 (STANDARD)

PIN	WIRE	SIGNAL
13	GRN/WHT	BRK-
12	WHT	CW/+ LMT
11	BLU/WHT	HC
10	RED/WHT	HA
9	-	-
8	-	-
7	BLU/BLK	MKR
6	ORN/BLK	MKR-N
5	BLK/WHT	HB
4	-	-
3(1/2)	RED/GRN	ENC +5V
3(2/2)	RED/BLK	ENC +5V
2	-	-
1	SHIELD	SIG SHLD
14	WHT/RED	COS
15	ORN/RED	COS-N
16	RED	LMT +5V
17	BLU/RED	SIN
18	BLK/RED	SIN-N
19	-	-
20	GRN	LMT COM
21(1/2)	BLU	ENC COM
21(2/2)	GRN/BLK	ENC COM
22	ORN	HM LMT
23	-	-
24	BLK	CCW/- LMT
25	WHT/BLK	BRK+

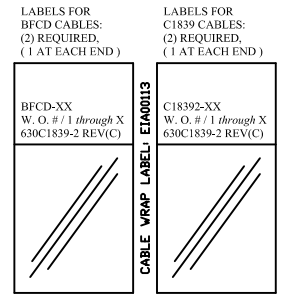
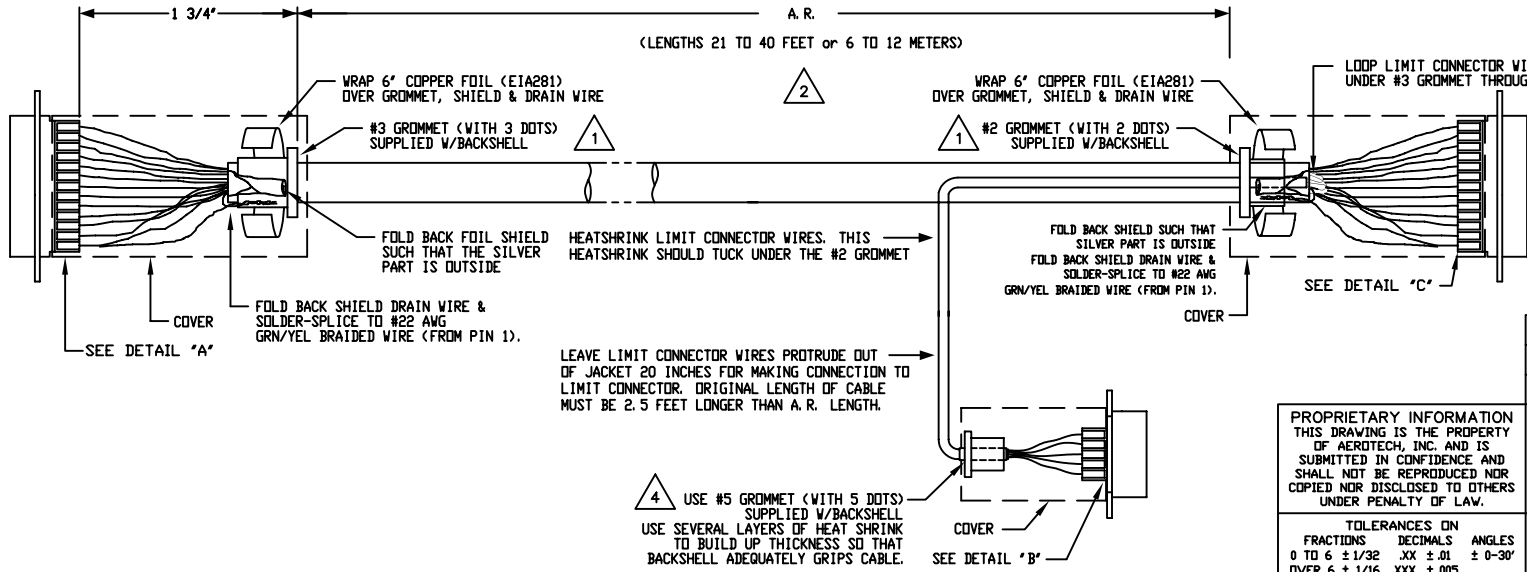
SIGNAL	WIRE	SOCKET
SIG SHLD	SHIELD	1
-	-	2
ENC +5V	RED/GRN	3(1/2)
ENC +5V	RED/BLK	3(2/2)
-	-	4
HB	BLK/WHT	5
MKR-N	ORN/BLK	6
MKR	BLU/BLK	7
-	-	8
-	-	9
HA	RED/WHT	10
HC	BLU/WHT	11
-	-	12
BRK-	GRN/WHT	13
BRK+	WHT/BLK	25
-	-	24
-	-	23
-	-	22
ENC COM	BLU	21(1/2)
ENC COM	GRN/BLK	21(2/2)
-	-	20
-	-	19
SIN-N	BLK/RED	18
SIN	BLU/RED	17
-	-	16
COS-N	ORN/RED	15
COS	WHT/RED	14

AMP SOCKET, #745491-2 (ECK781)  
 AMPHENDL BACKSHELL #17-1724-2 (ECK01021)

SIGNAL	WIRE	SOCKET
LMT +5V	RED	1
LMT COM	GRN	2
CW/+ LMT	WHT	3
HM LMT	ORN	4
CCW/- LMT	BLK	5



- 4 USE #5 GROMMET WITH 5 DOTS WHICH IS SUPPLIED W/BACKSHELL
- 3 FOR CRIMP TOOL USE AMP HANDLE ASSY 58074-1 WITH AMP HEAD ASSY 58063-2
- 2 STARTING CABLE LENGTH = 2.5 FT BEYOND SPECIFIED LENGTH OF CABLE DO NOT EXCEED LENGTH OF 40 FT FOR THIS DESIGN
- 1 USE #3 GROMMET WITH 3 DOTS WHICH IS SUPPLIED W/BACKSHELL



PART CODE:	RANGE:	FINISHED LENGTH:
C18392-XX	C18392-61 TO 120	6 TO 12 METERS
BFGD-XX	BFGD-21 TO 40	21 TO 40 FEET

PROPRIETARY INFORMATION  
 THIS DRAWING IS THE PROPERTY OF AEROTECH, INC. AND IS SUBMITTED IN CONFIDENCE AND SHALL NOT BE REPRODUCED NOR COPIED NOR DISCLOSED TO OTHERS UNDER PENALTY OF LAW.

TOLERANCES ON FRACTIONS DECIMALS ANGLES  
 0 TO 6 ± 1/32 .XX ± .01 ± 0-30'  
 OVER 6 ± 1/16 .XXX ± .005

RMS FINISH  EXCEPT AS NOTED

DRAWN	LTL	11-4-99
CHECKED	JAB	1-21-00
APPD.	JAB	1-21-00

**AEROTECH** ® AEROTECH, INC. 101 Zeta Drive  
 Pittsburgh, PA. 15238  
 (412)963-7470 TWX710-795-3125

BFGD-21 TO BFGD-40  
 (OR) C18392-61 TO C18392-120  
 BRUSHLESS FEEDBACK CABLE

PART CODE	SIZE	REV.
SEE ABOVE	C 630C1839-2	C
SCALE NTS	FILE NAME 630C1839-2C1.DWG	SHEET 1 OF 1