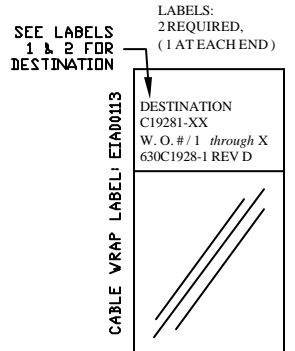


REVISIONS				
REV.	ZONE	DESCRIPTION	DATE	DRAWN
A		ADDED ECN6724	2/4/03	R ROXBY
B		ADDED ECN7102	06/03	JRF
C		CONNECTED EXT SD WIRE	12/05	TT
D		ADDED ECN10771	01/08	JFM

AMP PLUG #745496-2 (ECK786)
AMP HENDL BACKSHELL #17-1726-2 (ECK656)

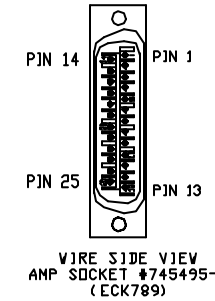
PIN	WIRE	SIGNAL
13	WHT/PINK	BRAKE -
12	PINK	CW/+ LMT
11	YEL/BRN	HALL C
10	GRY/BRN	HALL A
9	-	-
8	-	-
7	YEL	MKR
6	WHT/YEL	MKR-N
5	WHT/GRN	HALL B
4	-	-
3	VIO	ENCODER +5V
	WHT/BLK	
	BRN/GRN	
	WHT/BLU	
2	GRN	EXT SD
1	SHIELD	SIGNAL SHIELD
14	WHT	COS
15	WHT/GRY	COS-N
16	RED	LMT +5V
17	BLU	SIN
18	RED/BLU	SIN-N
19	-	-
20	BLK	LIMIT COMMON
-	-	-
21	BRN/BLU	ENCODER COMMON
	BRN/RED	
	WHT/RED	
	GRY	
22	BRN	HOME LIMIT
23	-	-
24	GRY/PINK	CCW/- LMT
25	PINK/BRN	BRAKE +

WIRE SIDE VIEW
AMP PLUG #745496-2
(ECK786)



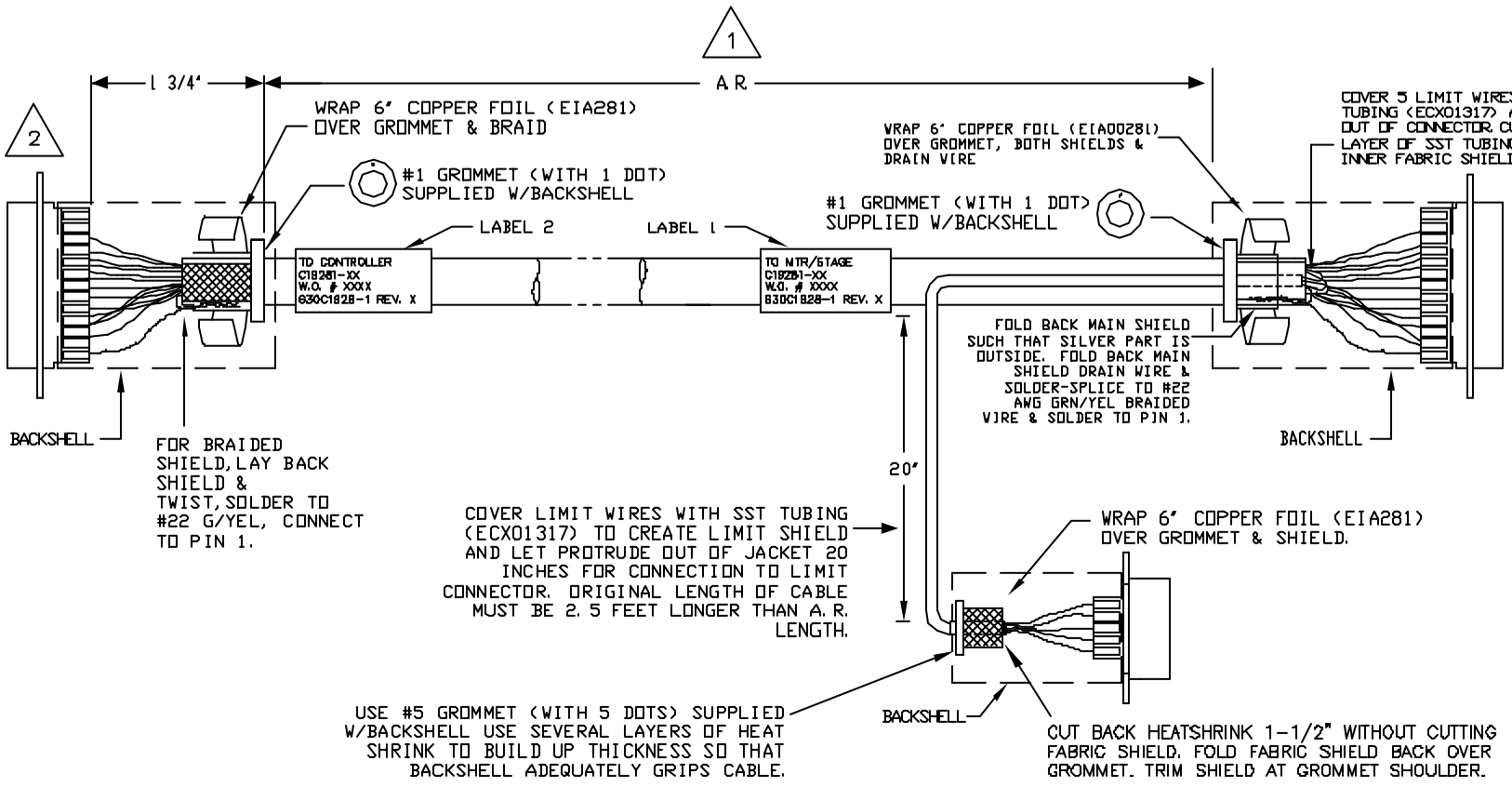
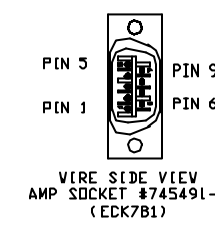
AMP SOCKET, #745495-2 (ECK789)
AMP HENDL BACKSHELL #17-1726-2 (ECK656)

SIGNAL	WIRE	SOCKET
BRAKE -	WHT/PINK	13
-	-	12
HALL C	YEL/BRN	11
HALL A	GRY/BRN	10
MKR	YEL	7
MKR-N	WHT/YEL	6
HALL B	WHT/GRN	5
ENCODER +5V	VIO	3
	WHT/BLK	
	BRN/GRN	
	WHT/BLU	
EXT SD	GRN	2
SHIELD	SIGNAL SHIELD	1
	LIMIT SHIELD	
COS	WHT	14
COS-N	WHT/GRY	15
-	-	16
SIN	BLU	17
SIN-N	RED/BLU	18
-	-	20
-	-	-
ENCODER COMMON	BRN/BLU	21
	BRN/RED	
	WHT/RED	
	GRY	
-	-	22
-	-	24
BRAKE +	PINK/BRN	25



AMP SOCKET, #745491-2 (ECK781)
AMP HENDL BACKSHELL #17-1724-2 (ECK1021)

SIGNAL	WIRE	SOCKET
LMT +5V	RED	1
LMT COM	BLK	2
CW/+ LMT	PINK	3
HOME LIMIT	BRN	4
CCW/- LMT	GRY/PINK	5
LIMIT SHIELD	SHIELD	CASE



- 3 CABLE OUTER DIAMETER IS 0.472 INCH MINIMUM BEND RADIUS FOR CONTINUOUS FLEX IS 3.5 INCH
- 2 FOR CRIMP TOOL USE AMP HANDLE ASSY 5BD74-1 WITH AMP HEAD ASSY 5BD63-2
- 1 STARTING CABLE LENGTH = 2.5 FT BEYOND SPECIFIED CABLE LENGTH DO NOT EXCEED LENGTH OF 54 FT FOR THIS DESIGN

WORK ORDER #: XXXXXX

CUSTOMER NAME: XXXXXXXXXXXXX

ORDER NUMBER: XXXXXX

APPROVED BY: XXX

RELEASE DATE: XX/XX/XX CUST FILE NAME: XXXXXX 630C1928-1D1.dwg

PROPRIETARY INFORMATION
THIS DRAWING IS THE PROPERTY OF AEROTECH, INC. AND IS SUBMITTED IN CONFIDENCE AND SHALL NOT BE REPRODUCED NOR COPIED NOR DISCLOSED TO OTHERS UNDER PENALTY OF LAW.

AEROTECH
AEROTECH, INC. 101 Zeta Drive
Pittsburgh, PA. 15238
(412)963-7470
www.aerotech.com
FORMERLY BFCDFH-1 TO -54 MAX LENGTH (FEET)

TOLERANCES ON
FRACTIONS DECIMALS ANGLES
0 TO 6 ±1/32 XX ±.01 ±D-30°
OVER 6 ±1/16 XXX ±.005

RMS FINISH ✓ EXCEPT AS NOTED

HIGH-FLEX BRUSHLESS FEEDBACK CABLE

165 DECIMETERS (54') MAX LENGTH

CABLE: BL FB-25DU-25DU 9DU-HF MAX165DM

DRAWN	RDS	4/18/01	PART CODE	SIZE	REV.
CHECKED	AGS	4/18/01	C19281-XX	C	D
APPD.	AGS	4/18/01	SCALE NTS	FILE NAME 630C1928-1D1.dwg	SHEET 1 OF 1