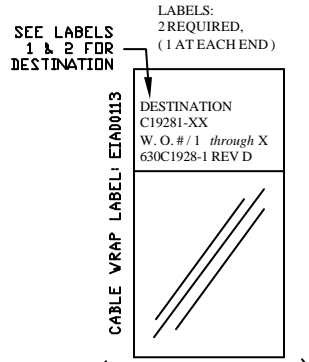


REVISIONS				
REV.	ZONE	DESCRIPTION	DATE	DRAWN
A		ADDED ECN6724	2/4/03	R ROXBY
B		ADDED ECN7102	06/03	JRF
C		CONNECTED EXT SD WIRE	12/05	TT
D		ADDED ECN10771	01/08	JFM

AMP PLUG #745496-2 (ECK786)
AMP HEAD BACKSHELL #17-1726-2 (ECK656)

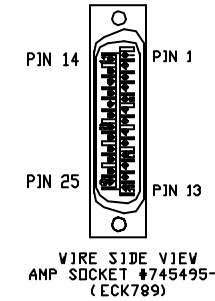
PIN	WIRE	SIGNAL
13	WHT/GRN	BRAKE -
12	WHT	CW/+ LMT
11	WHT/BLU	HALL C
10	GRY/PNK	HALL A
9	-	-
8	-	-
7	GREY	MKR
6	GRY/BRN	MKR-N
5	WHT/YEL	HALL B
4	-	-
3	VIO	ENCODER +5V
	YEL/BRN	
	BRN/GRN	
	BRN/BLU	
2	BLU	EXT SD
1	SHIELD	SIGNAL SHIELD
14	WHT/RED	COS
15	BRN/RED	COS-N
16	RED	LMT +5V
17	PNK/BRN	SIN
18	WHT/BLK	SIN-N
19	-	-
20	GRN	LIMIT COMMON
-	-	-
21	PNK	ENCODER COMMON
	YEL	
	BRN	
	WHT/PNK	
22	RED/BLU	HOME LIMIT
23	-	-
24	BLK	CCW/- LMT
25	WHT/GRY	BRAKE +

WIRE SIDE VIEW
AMP PLUG #745496-2
(ECK786)



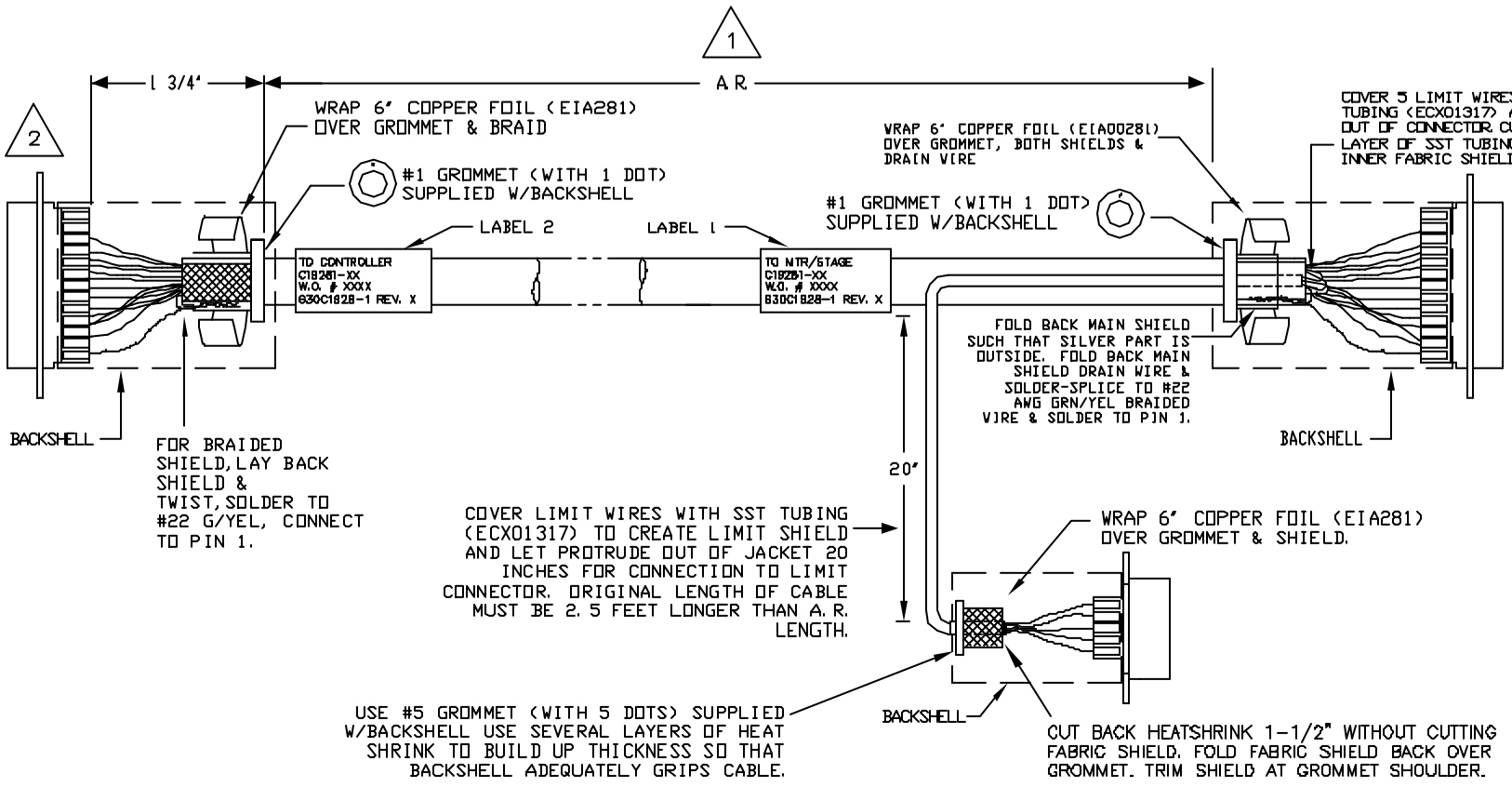
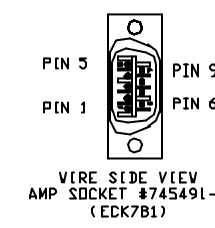
AMP SOCKET, #745495-2 (ECK789)
AMP HEAD BACKSHELL #17-1726-2 (ECK656)

SIGNAL	WIRE	SOCKET
BRAKE -	WHT/GRN	13
-	-	12
HALL C	WHT/BLU	11
HALL A	GRY/PNK	10
MKR	GREY	7
MKR-N	GRY/BRN	6
HALL B	WHT/YEL	5
ENCODER +5V	VIO	3
	YEL/BRN	
	BRN/GRN	
	BRN/BLU	
EXT SD	BLU	2
SHIELD	SIGNAL SHIELD	1
	LIMIT SHIELD	
COS	WHT/RED	14
COS-N	BRN/RED	15
-	-	16
SIN	PNK/BRN	17
SIN-N	WHT/BLK	18
-	-	20
-	-	-
ENCODER COMMON	PNK	21
	YEL	
	BRN	
	WHT/PNK	
-	-	22
-	-	24
BRAKE +	WHT/GRY	25



AMP SOCKET, #745491-2 (ECK781)
AMP HEAD BACKSHELL #17-1724-2 (ECK1021)

SIGNAL	WIRE	SOCKET
LMT +5V	RED	1
LMT COM	GRN	2
CW/+ LMT	WHT	3
HOME LIMIT	RED/BLU	4
CCW/- LMT	BLK	5
LIMIT SHIELD	SHIELD	CASE



- 3 CABLE OUTER DIAMETER IS 0.472 INCH MINIMUM BEND RADIUS FOR CONTINUOUS FLEX IS 3.5 INCH
- 2 FOR CRIMP TOOL USE AMP HANDLE ASSY 5BD74-1 WITH AMP HEAD ASSY 5BD63-2
- 1 STARTING CABLE LENGTH = 2.5 FT BEYOND SPECIFIED CABLE LENGTH DO NOT EXCEED LENGTH OF 54 FT FOR THIS DESIGN

WORK ORDER #: XXXXXX

CUSTOMER NAME: XXXXXXXXXXXXX

ORDER NUMBER: XXXXXX

APPROVED BY: XXX

RELEASE DATE: XX/XX/XX CUST FILE NAME: XXXXXX 630C1928-1D1.dwg

PROPRIETARY INFORMATION
THIS DRAWING IS THE PROPERTY OF AEROTECH, INC. AND IS SUBMITTED IN CONFIDENCE AND SHALL NOT BE REPRODUCED NOR COPIED NOR DISCLOSED TO OTHERS UNDER PENALTY OF LAW.

AEROTECH
AEROTECH, INC. 101 Zeta Drive
Pittsburgh, PA. 15238
(412)963-7470
www.aerotech.com
FORMERLY BFCDFH-1 TO -54 MAX LENGTH (FEET)

TOLERANCES ON FRACTIONS DECIMALS ANGLES
0 TO 6 ±1/32 XX ±.01 ±D-30°
OVER 6 ±1/16 XXX ±.005

RMS FINISH EXCEPT AS NOTED

HIGH-FLEX BRUSHLESS FEEDBACK CABLE
165 DECIMETERS (54') MAX LENGTH
CABLE: BL FB-25DU-25DU 9DU-HF MAX165DM

DRAWN	RDS	4/18/01	PART CODE	SIZE	REV.
CHECKED	AGS	4/18/01	C19281-XX	C	D
APPD.	AGS	4/18/01	SCALE NTS	FILE NAME 630C1928-1D1.dwg	SHEET 1 OF 1