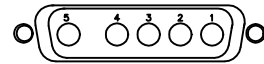


REVISIONS				
REV.	ZONE	DESCRIPTION	DATE	DRAWN

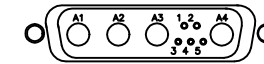
HI POWER "D" 5-PIN MALE (ECK01236) DETAILS



SOLDER SIDE  
DETAIL "A"

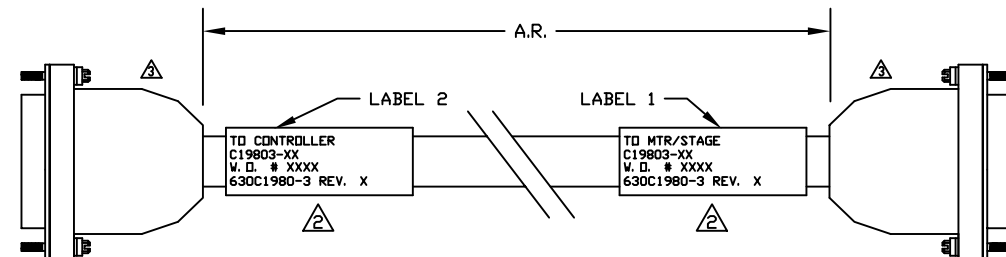
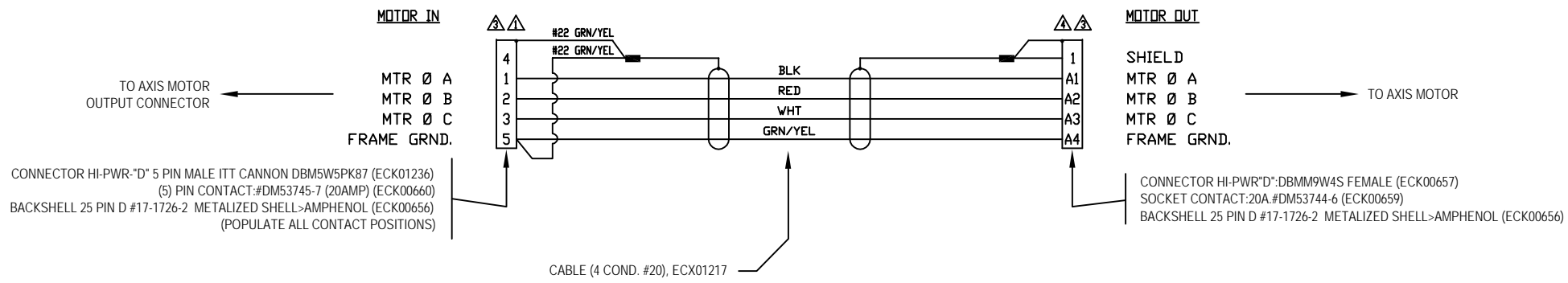
VIEWED FROM WIRE SIDE OF CONNECTOR

HI POWER "D" FEMALE (ECK00657) DETAILS



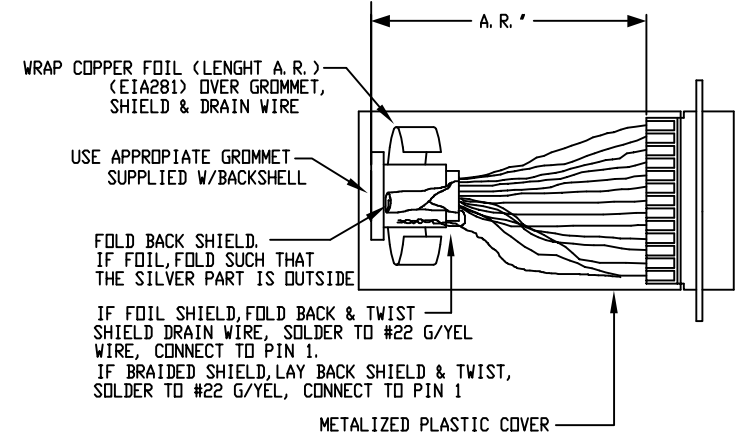
SOLDER SIDE  
DETAIL "B"

VIEWED FROM WIRE SIDE OF CONNECTOR



STARTING CABLE LENGTH EQUAL DESIRED CABLE LENGTH PLUS 6 INCHES.  
EXAMPLE:  
50 DM = 197' + 6' = 203' (16'-11")  
BOM VALUE = 16.9' + 1' = 17.9'

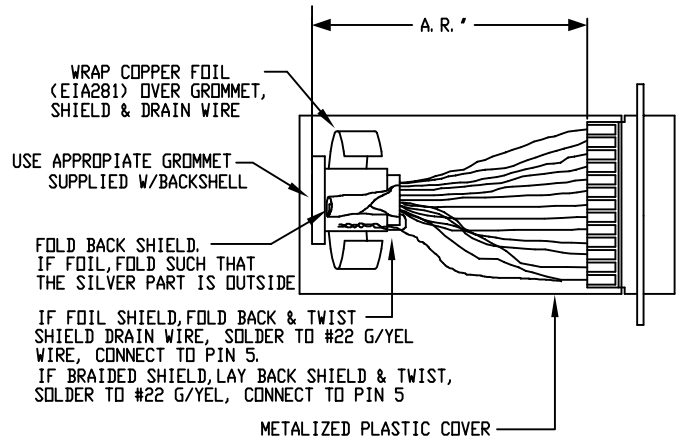
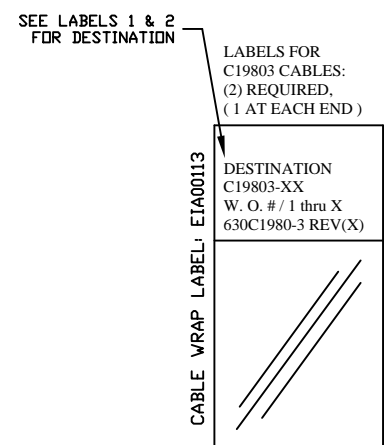
SHIELD TERMINATION WITH METALIZED PLASTIC COVERS WITH PIN 1 & SHIELD TIED TOGETHER.



SHIELD TERMINATION WITH METALIZED PLASTIC COVERS WITH PIN 5 & SHIELD TIED TOGETHER.

CABLE LABELS LABEL CABLES AS PER ASSEMBLY VIEWS BELOW

CONNECTOR HARDWARE ALL CONNECTOR HARDWARE IS ENGLISH (4-40)



PROPRIETARY INFORMATION THIS DRAWING IS THE PROPERTY OF AEROTECH, INC. AND IS SUBMITTED IN CONFIDENCE AND SHALL NOT BE REPRODUCED NOR COPIED NOR DISCLOSED TO OTHERS UNDER PENALTY OF LAW.		
TOLERANCES ON FRACTIONS DECIMALS ANGLES 0 TO 6 ± 1/32 .XX ± .01 ± 0-30' OVER 6 ± 1/16 .XXX ± .005		
RMS FINISH	✓	EXCEPT AS NOTED
DRAWN	JRF	03/05
CHECKED	DES	03/05
APPD.	JLD	03/05

**AEROTECH**® AEROTECH, INC. 101 Zeta Drive  
Pittsburgh, PA. 15238  
(412)963-7470 TWX710-795-3125

**LOW POWER BRUSHLESS MOTOR CABLE**  
450 DECIMETERS (148FT) MAX LENGTH  
(BL MTR-5DU-4DU-LP1-MAX450DM)

PART CODE	SIZE	REV.
C19803-XX	C	-
SCALE NTS		FILE NAME 630C1980-301.dwg
SHEET		1 OF 1