

REVISIONS				
REV.	ZONE	DESCRIPTION	DATE	DRAWN

AMP RECEPTACLE #745495-2 (ECK789)  
 AMPHENOL BACKSHELL #17-1726-2 (ECK656)  
 AEROTECH 630B1145  
 (10 COND. #22), ECX428 (STANDARD)

HI PWR 'D' 5 PIN CONNECTOR (ECK1236)  
 BACKSHELL, METALIZED 'D' (ECK656)  
 (5) PIN CONTACTS (2D AMP) (ECK66D)  
 AEROTECH 630B1145  
 (10 COND. #22), ECX428 (STANDARD)

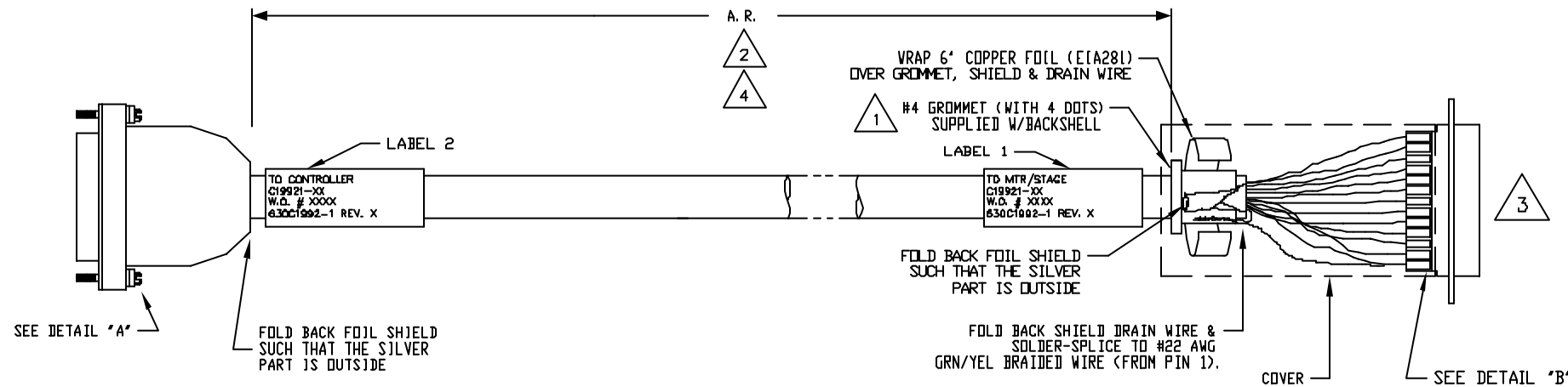
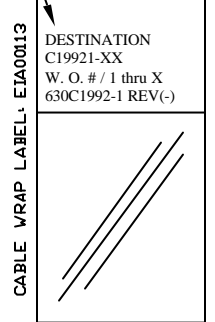
PIN	WIRE	SIGNAL
A5 (1/3)	DRAIN	SHLD
A5 (2/3)	WHT/GRN	FRM GND
A5 (3/3)	WHT/GRY	FRM GND
A4 (1/2)	-	-
A4 (2/2)	-	-
A3 (1/2)	YEL	MTR φC
A3 (2/2)	WHT/YEL	MTR φC
A2 (1/2)	WHT/ORN	MTR φB
A2 (2/2)	WHT/RED	MTR φB
A1 (1/2)	WHT/BRN	MTR φA
A1 (2/2)	BRN	MTR φA
BACKSHELL	SHLD	MTR SHLD

SIGNAL	WIRE	SOCKET
MTR SHLD	GRN/YEL	1
FRM GND	-	2
-	-	3
MTR φC	-	4
MTR φC	-	5
MTR φC	-	6
-	-	7
MTR φB	WHT/ORN	8
MTR φB	WHT/RED	9
-	-	10
MTR φA	-	11
MTR φA	-	12
MTR φA	-	13
MTR φA	BRN	25
MTR φA	WHT/BRN	24
-	-	23
MTR φB	-	22
MTR φB	-	21
MTR φB	-	20
-	-	19
MTR φC	YEL	18
MTR φC	WHT/YEL	17
-	-	16
FRM GND	WHT/GRY	15
FRM GND	WHT/GRN	14

INSERT KEYING PIN (ECK785) INTO PIN 3

3

SEE LABELS 1 & 2 FOR DESTINATION  
 LABELS FOR C19921 CABLES:  
 (2) REQUIRED,  
 (1 AT EACH END)



SEE DETAIL "A"

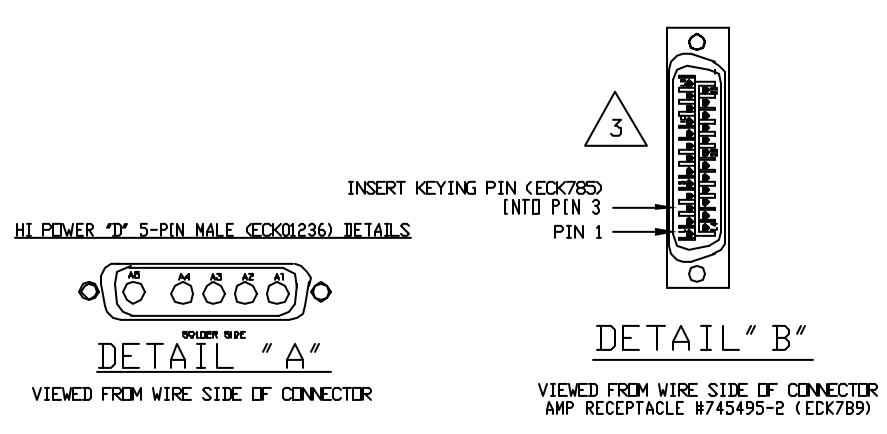
FOLD BACK FOIL SHIELD SUCH THAT THE SILVER PART IS OUTSIDE

FOLD BACK FOIL SHIELD SUCH THAT THE SILVER PART IS OUTSIDE

FOLD BACK SHIELD DRAIN WIRE & SOLDER-SPICE TO #22 AWG GRN/YEL BRAIDED WIRE (FROM PIN 1).

COVER

SEE DETAIL "B"



- 4 FINISHED CABLE LENGTH IS DEFINED BY PART NUMBER  
EXAMPLE: BNC-8/ES14491-6 IS TO BE A 8 FT FINISHED LENGTH
- 3 FOR CRIMP TOOL USE AMP HANDLE ASSY 58074-1 WITH AMP HEAD ASSY 58063-2
- 2 STARTING CABLE LENGTH = "X" FT + 6 INCHES
- 1 USE #4 GROMMET WITH 4 DOTS AS SHOWN BELOW WHICH IS SUPPLIED W/BACKSHELL

PART CODE:  
 C19921-XX      C19921-1 TO -450 MAX LENGTH (DECIMETERS)

**AEROTECH** AEROTECH, INC. 101 Zeta Drive  
 Pittsburgh, PA. 15238  
 (412)963-7470  
 www.aerotech.com

**BRUSHLESS MOTOR CABLE**  
**MAX LENGTH 450DM**  
**CABLE: BL MTR-5DU-25DU-MAX450DM**

DRAWN	JRF	05/03	PART CODE	SIZE	REV.
CHECKED	JLD	05/03	SEE ABOVE	C	-
APPD.	JLD	05/03	SCALE NTS	FILE NAME 630C1992-101.dwg	SHEET 1 OF 1

PROPRIETARY INFORMATION  
 THIS DRAWING IS THE PROPERTY  
 OF AEROTECH, INC. AND IS  
 SUBMITTED IN CONFIDENCE AND  
 SHALL NOT BE REPRODUCED NOR  
 COPIED NOR DISCLOSED TO OTHERS  
 UNDER PENALTY OF LAW.

TOLERANCES ON  
 FRACTIONS DECIMALS ANGLES  
 0 TO 6 ±1/32 XX ±.01 ± 0-30'  
 OVER 6 ± 1/16 XXX ±.005

RMS FINISH ✓ EXCEPT AS NOTED