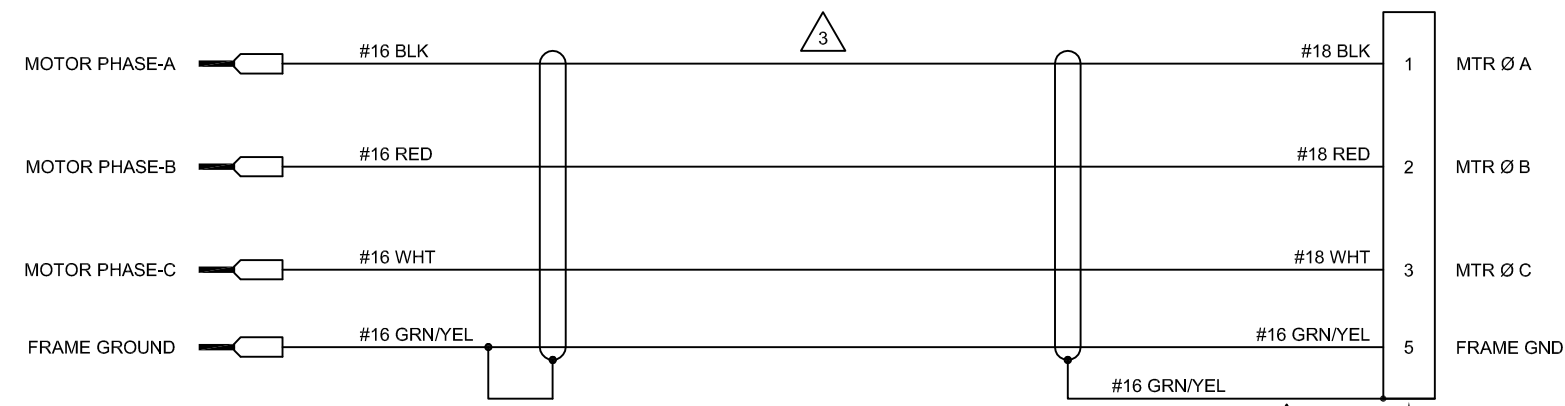
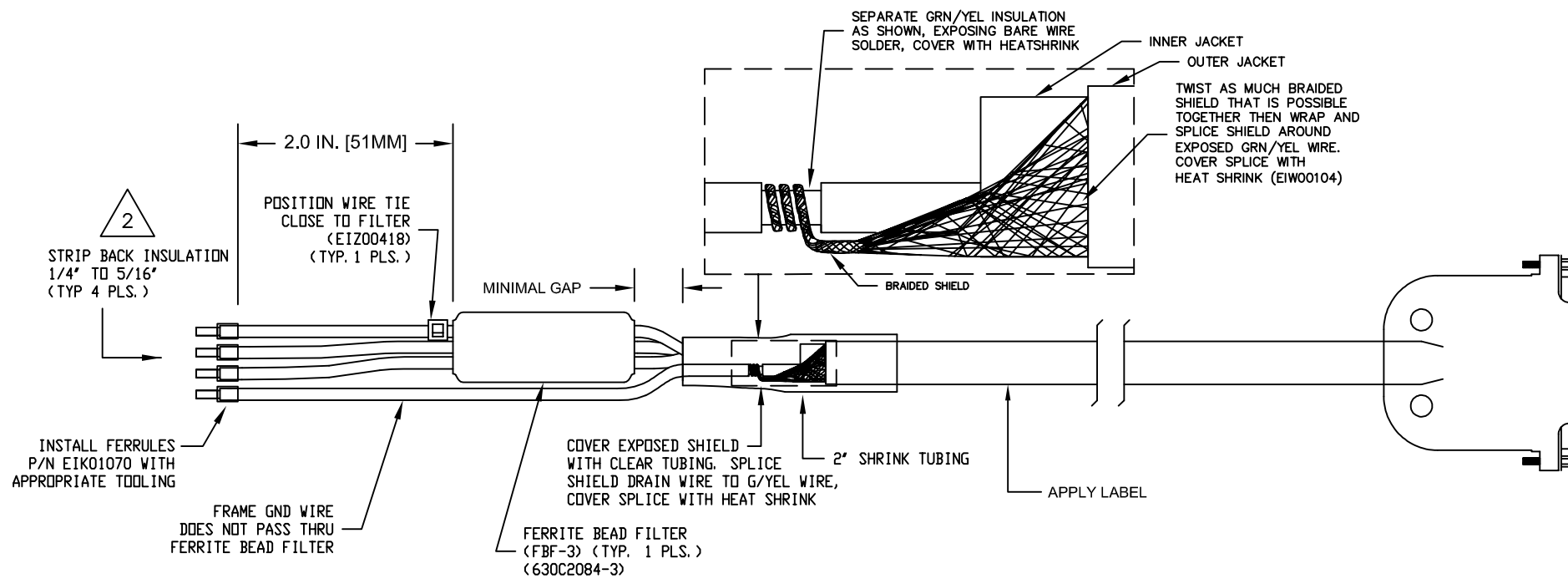
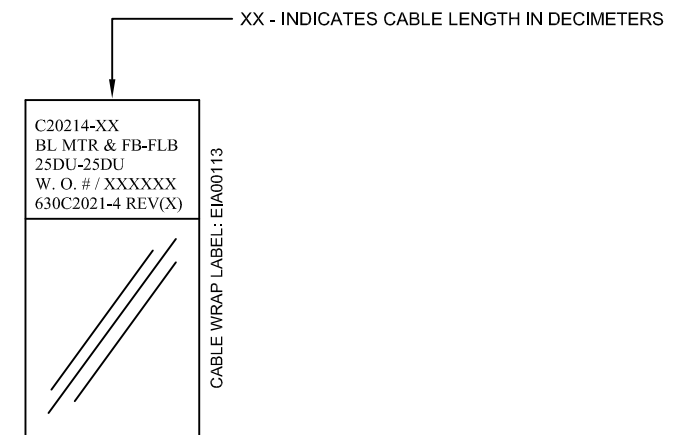


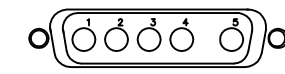
REVISIONS				
REV.	ZONE	DESCRIPTION	DATE	DRAWN



- (1) HIGH POWER FEMALE "D", ECK01857
- (5) SOCKET, ECK00659
- (1) BACKSHELL, ECK00656
- (1) JACKSOCKET, ECK00129




△ 2 HI POWER "D" 5-PIN FEMALE (ECK01229) DETAILS



SOLDER SIDE  
DETAIL "A"  
VIEWED FROM WIRE SIDE OF CONNECTOR

△ 3 MOTOR CABLE

- MOTOR CABLE: ECX00566 ( 4 COND 16G).
- LENGTH IS A.R. (AS REQUIRED) UP TO 150 DECIMETERS (~50 ft.).
- CABLE LENGTH TOLERANCE: +5/-0 CENTIMETERS (+2/-0 in.).
- CABLE PART NUMBER DEFINES CABLE LENGTH  
EXAMPLE: C20414-4 CABLE IS 4-DECIMETERS IN LENGTH (or ~ 16in.).
- 1 DECIMETER = 3.937008 in.

PROPRIETARY INFORMATION THIS DRAWING IS THE PROPERTY OF AEROTECH, INC. AND IS SUBMITTED IN CONFIDENCE AND SHALL NOT BE REPRODUCED NOR COPIED NOR DISCLOSED TO OTHERS UNDER PENALTY OF LAW.		 AEROTECH, INC. 101 Zeta Drive Pittsburg, PA. 15238 (412)963-7470 www.aerotech.com	
TOLERANCES ON FRACTIONS DECIMALS ANGLES 0 TO 6 3/32 .XX ±01 ± 0-30° OVER 6 1/16 .XXX ±005		<b>C20214-XX</b> <b>CABLE: BL MTR &amp; FB-FLB 25DU-25DU-150DM MAX</b>	
RMS FINISH	✓	EXCEPT AS NOTED	
DRAWN	TES	10/8/13	PART CODE
CHECKED	AGS	10/8/13	C20214-XX
APPD.	AGS	10/8/13	SIZE
			C
			<b>630C2021-4</b>
			REV.
			-
SCALE	NTS	FILE NAME	630C2021-401.dwg
		SHEET	1 of 1