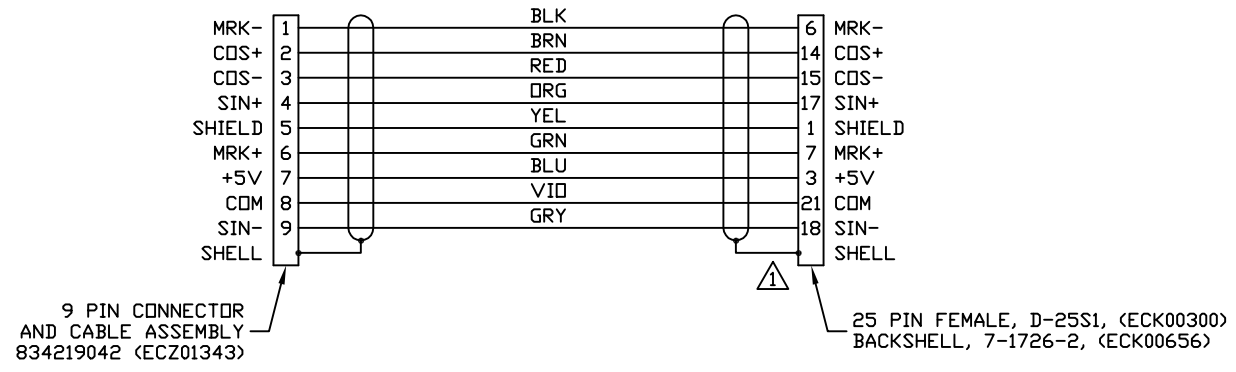
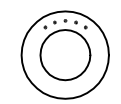


REVISIONS				
REV.	ZONE	DESCRIPTION	DATE	DRAWN

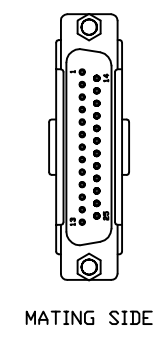
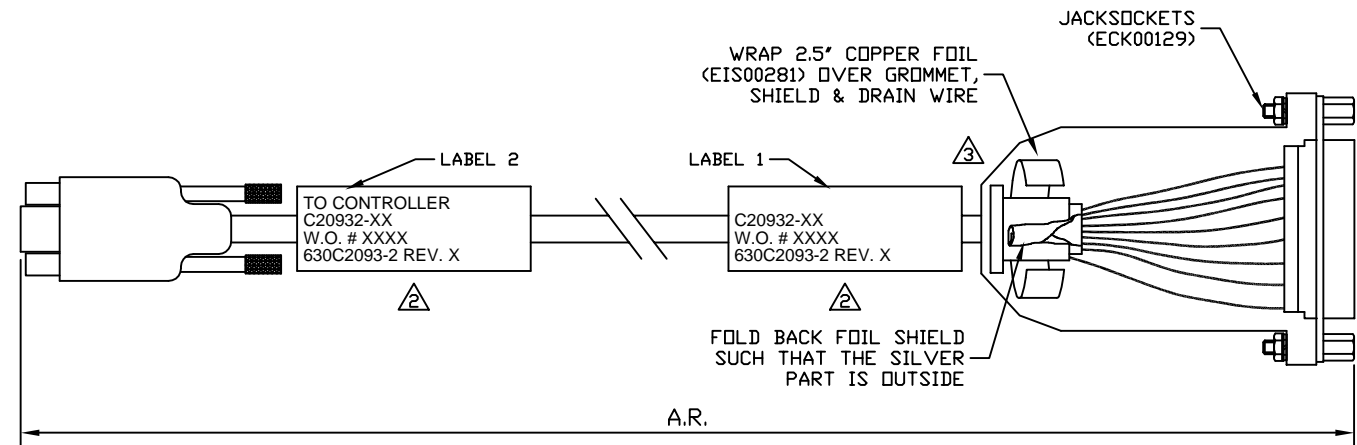
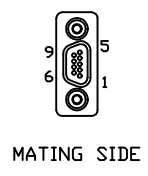


4 CABLE LENGTH  
CAUTION, CABLE LENGTHS (XX) ARE IN DECIMETERS  
EXAMPLE: C20932-5  
5 = 5 DECIMETERS (500mm) = 1.5FT

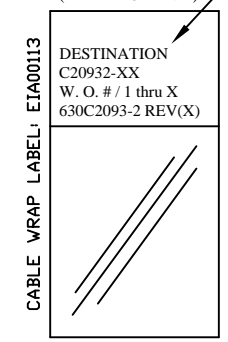
3 USE #5 GROMMET WITH 5 DOTS AS SHOWN BELOW WHICH IS SUPPLIED W/BACKSHELL



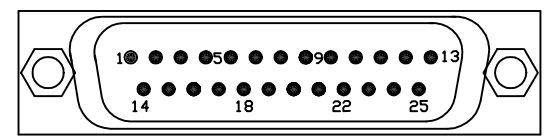
2 CABLE LABELS  
LABEL CABLES AS PER ASSEMBLY VIEWS BELOW



LABELS FOR C20932 CABLES: (2) REQUIRED, (1 AT EACH END) SEE LABEL 2 ONLY FOR DESTINATION



1 CONNECTOR VIEW FROM SOLDER SIDE. SCALE NTS



PART CODE:	
C20932-XX	C20932-1 TO -5 MAX LENGTH (DECIMETERS)

PROPRIETARY INFORMATION  
THIS DRAWING IS THE PROPERTY  
OF AEROTECH, INC. AND IS  
SUBMITTED IN CONFIDENCE AND  
SHALL NOT BE REPRODUCED NOR  
COPIED NOR DISCLOSED TO OTHERS  
UNDER PENALTY OF LAW.



AEROTECH, INC. 101 Zeta Drive  
Pittsburgh, PA. 15238  
(412)963-7470  
www.aerotech.com

TOLERANCES ON FRACTIONS	DECIMALS	ANGLES
0 TO 6 ± 1/32	.XX ± .01	± 0-30'
OVER 6 ± 1/16	.XXX ± .005	

**ENCODER FEEDBACK CABLE**  
**(MAX LENGTH 5 DECIMETERS)**  
**CABLE: ENC FB-9MDUT-25DUJS-MAX5DM**

RMS FINISH  EXCEPT AS NOTED

DRAWN	JRF	07/05
CHECKED	DES	07/05
APPD.	JFM	07/05

PART CODE	SIZE	REV.
C20932-xx	C	-
630C2093-2		
SCALE NTS	FILE NAME 630C2093-201.dwg	SHEET 1 OF 1