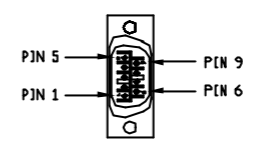

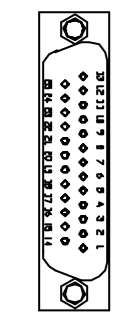
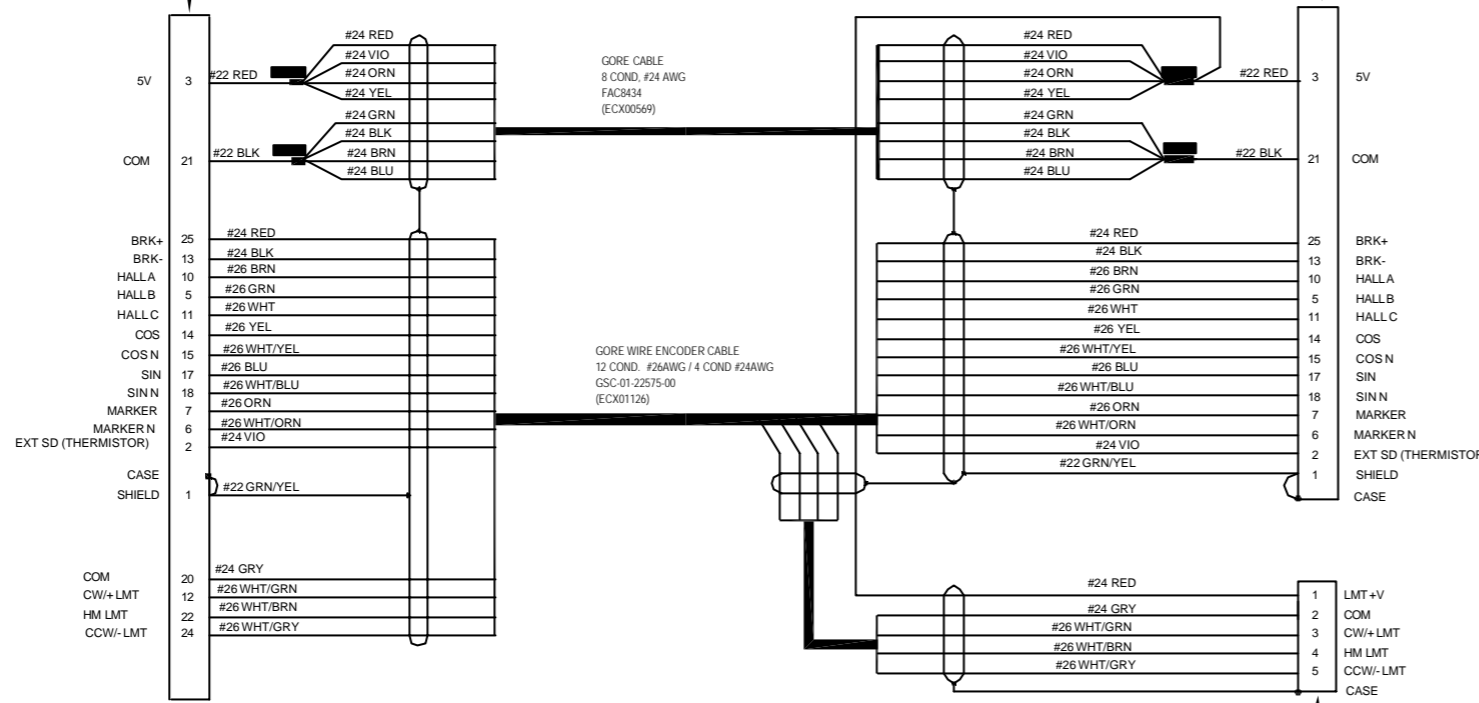


REVISIONS				
REV.	ZONE	DESCRIPTION	DATE	DRAWN
B		PER ECN9929, MODIFIED DESIGN OF CABLE TO INCREASE MAX LENGTH.	2/07	AGS
C		ADDED ECN 10808	01/08	JFM

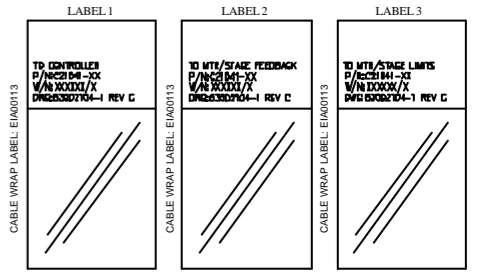
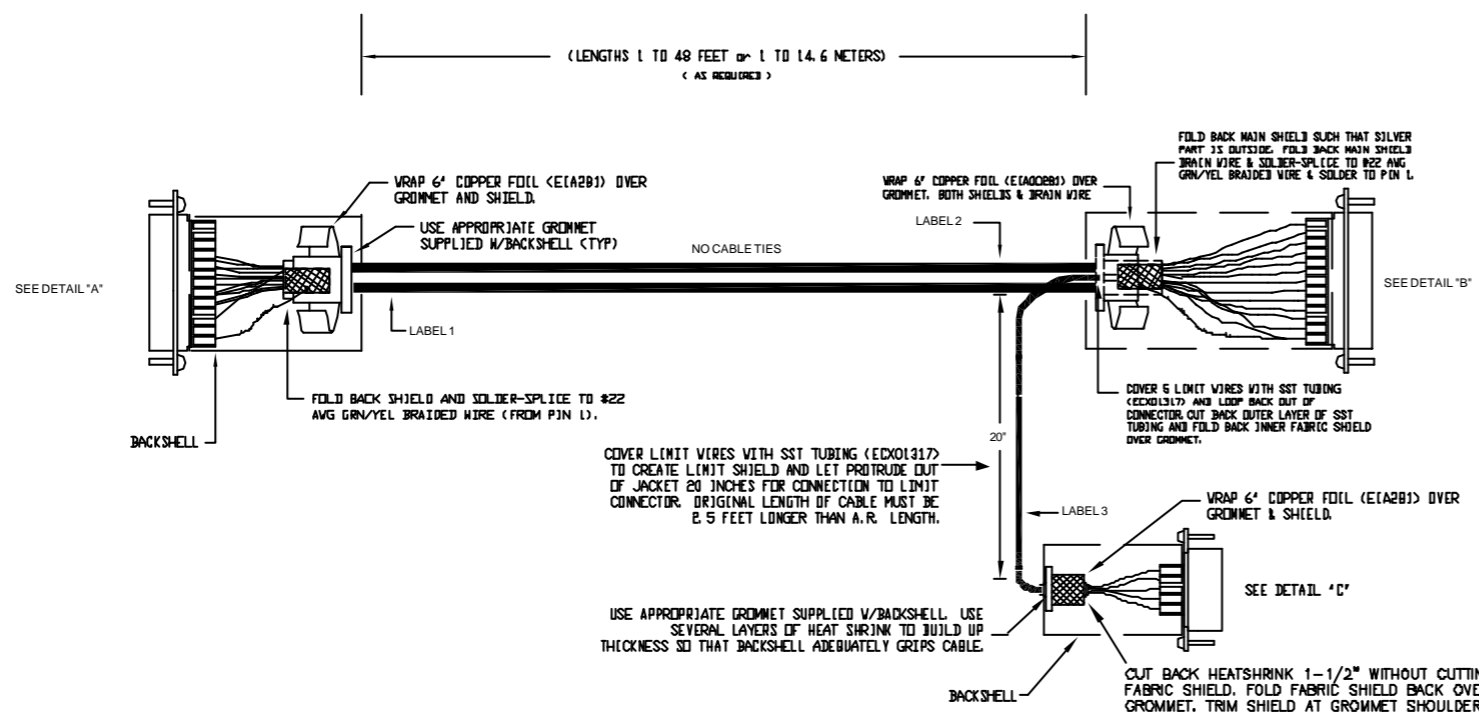
AXIS FEEDBACK CONNECTOR (DETAIL-A)  
 25 PIN MALE D, #DBESP (ECK00101)  
 AMPHENOL BACKSHELL #17-1724-2 (ECK00656)

AXIS FEEDBACK CONNECTOR (DETAIL-B)  
 (1) DB25S CONNECTOR (ECK00300)  
 (1) DB25 BACK SHELL (ECK00656)



AXIS LIMIT CONNECTOR (DETAIL-C)  
 9 PIN FEMALE D, #DE9S (ECK00340)  
 AMPHENOL BACKSHELL #17-1724-2 (ECK01021)

(LENGTHS 1 TO 48 FEET OR 1 TO 14.6 METERS)  
 (AS REQUIRED)



QTY.: 1 WORK ORDER: #####  
 CUSTOMER NAME: XXXXXXXXX  
 ORDER NUMBER: #####  
 APPROVED BY: XXX  
 RELEASE DATE: #####  
 CUST FILE NAME: XXXXXX 630D2104-1C1 Feedback Cable.Dwg

PROPRIETARY INFORMATION THIS DRAWING IS THE PROPERTY OF AEROTECH, INC. AND IS SUBMITTED IN CONFIDENCE AND SHALL NOT BE REPRODUCED NOR COPIED NOR DISCLOSED TO OTHERS UNDER PENALTY OF LAW.		AEROTECH, INC. 101 Zeta Drive Pittsburgh, PA. 15238 (412)963-7470 www.aerotech.com	
BRUSHLESS FEEDBACK CABLE, HI FLEX 146 DECIMETERS (48") MAX LENGTH CABLE: BL FB-25DU-25DU 9DU-HF-GORE-MAXI46DM			
DRAWN: AGS CHECKED: JAB APPD: JAB	DATE: 2/21/07 DATE: 2/21/07 DATE: 2/21/07	PART CODE: C21041-XX SIZE: D FILE NAME: 630D2104-1C1.DWG	REV: C SHEET: 1 of 1