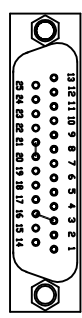
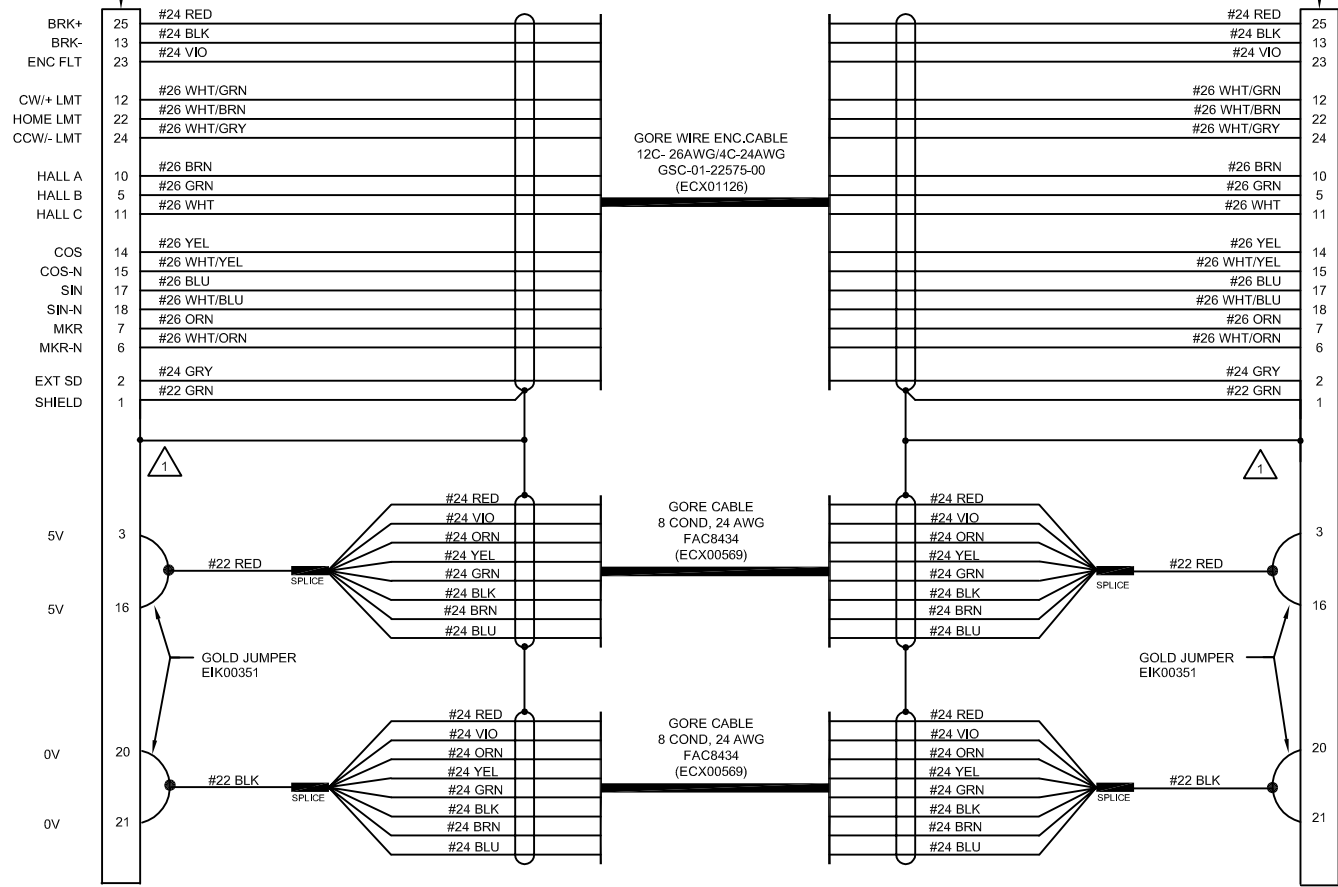


REVISIONS				
REV.	ZONE	DESCRIPTION	DATE	DRAWN


AXIS FEEDBACK CONNECTOR (DETAIL-A)
 (1) DB25P CONNECTOR (ECK00101)
 (1) DB25 BACK SHELL (ECK00656)
 (2) JUMP PIN 8136-651P2 GOLD AUGAT (EIK00351)



DETAIL-A
DB25P (ECK00101)
VIEW: WIRING SIDE



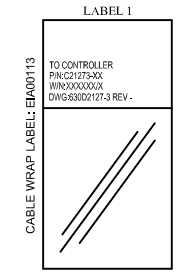
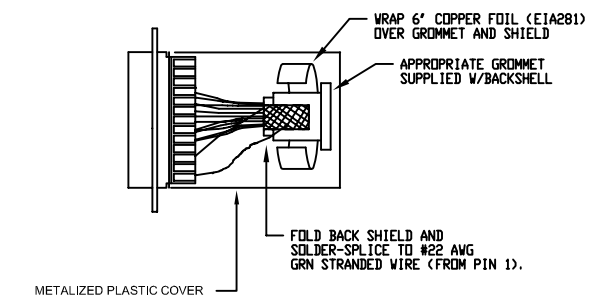


AXIS FEEDBACK CONNECTOR (DETAIL-B)
 (1) DB25S CONNECTOR (ECK00300)
 (1) DB25 BACK SHELL (ECK00656)
 (2) JUMP PIN 8136-651P2 GOLD AUGAT (EIK00351)



DETAIL-B
DB25S (ECK00300)
VIEW: WIRING SIDE

1 SHIELD TERMINATION WITH METALIZED PLASTIC COVERS WITH PIN 1 & SHIELD TIED TOGETHER.



PROPRIETARY INFORMATION THIS DRAWING IS THE PROPERTY OF AEROTECH, INC. AND IS SUBMITTED IN CONFIDENCE AND SHALL NOT BE REPRODUCED NOR COPIED NOR DISCLOSED TO OTHERS UNDER PENALTY OF LAW.			PART CODE: C21273-XX XX = CABLE LENGTH IN DEICMETERS	
TOLERANCES ON FRACTIONS DECIMALS ANGLES 0 TO 6 1/32 .XX .01 ± 0-30' OVER 6 1/16 .XXX ±.005			AEROTECH, INC. 101 Zeta Drive Pittsburgh, PA. 15238 (412)963-7470 www.aerotech.com	
RMS FINISH <input checked="" type="checkbox"/> EXCEPT AS NOTED			CABLE: BL FB-25DU-25DU-HF65-MAX305DM WIRING & ASSEMBLY	
DRAWN	AGS	7-12-08	PART CODE	REV.
CHECKED	JAB	7-12-08	SEE ABOVE	D
APPD.	JAB	7-12-08	SCALE	NTS
FILE NAME: 630D2127-301.dwg			SHEET	1 of 1