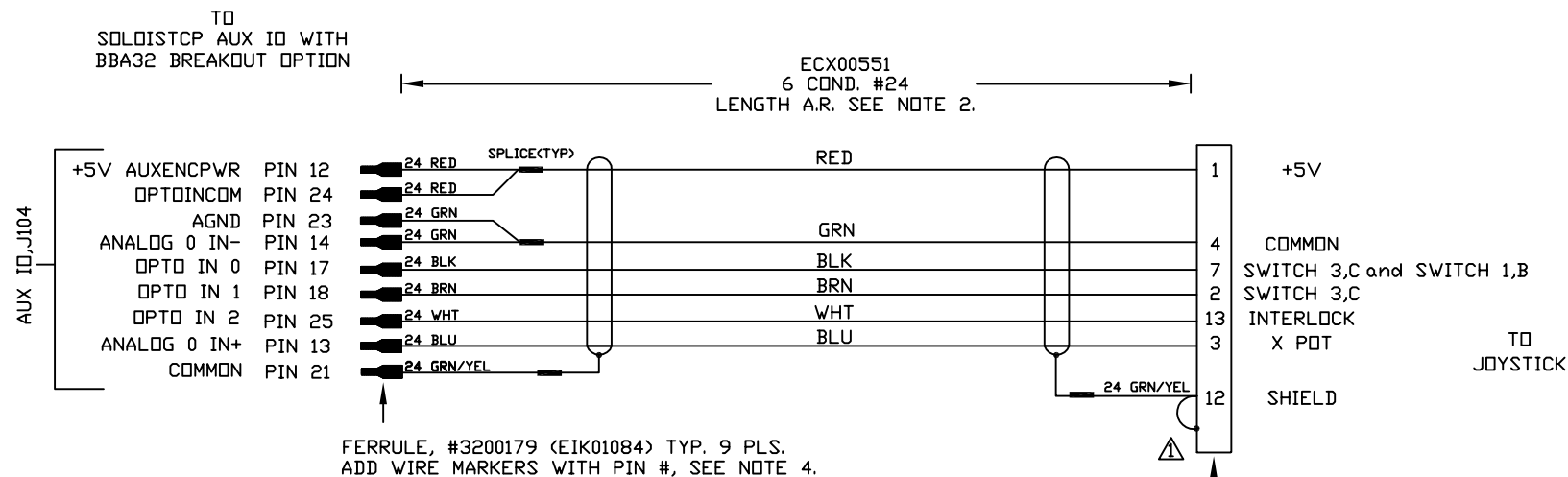
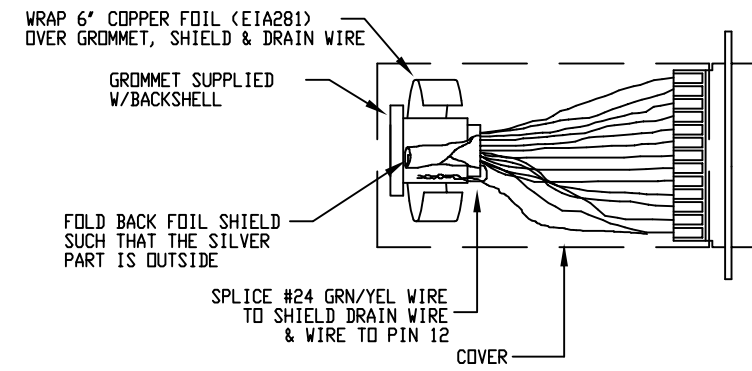


REVISIONS				
REV.	ZONE	DESCRIPTION	DATE	DRAWN



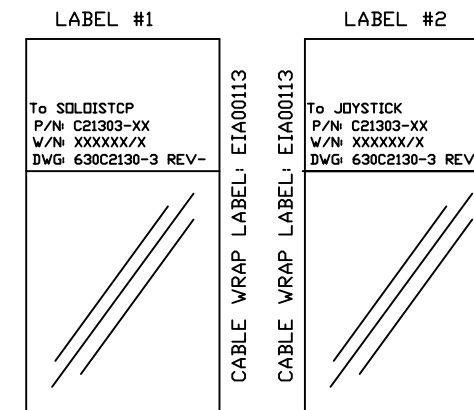
CONNECTOR SHIELDING



CABLE LENGTH

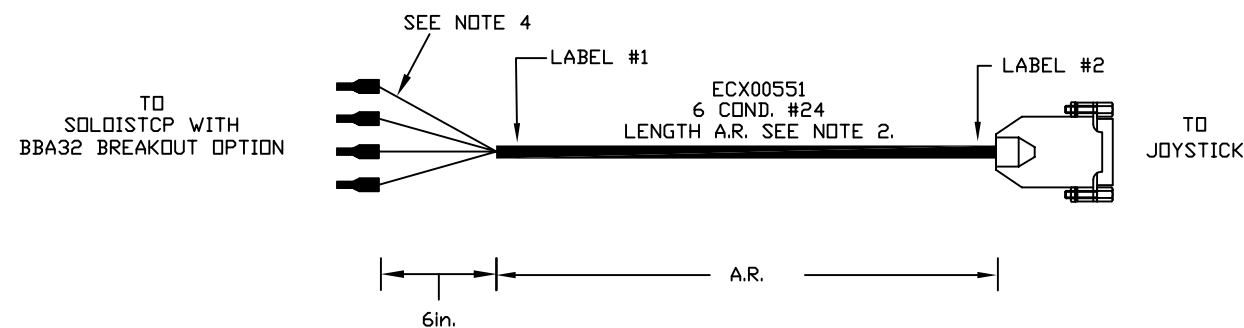
CABLE LENGTHS (XX) ARE IN DECIMETERS
 EXAMPLE: C21303-30
 30 = 30 DECIMETERS (3 METERS) = 10FT.

LABELLING



WIRE MARKERS

LABEL WIRES WITH EIA01161 BRADY WIRE MARKERS. IDENTIFY AS "PIN 12", "PIN 24", ETC AS SHOWN IN WIRING SCHEMATIC.



PART CODE:

C21303-XX	C21303-1 TO 380	LENGTHS 1 TO 38 METERS
-----------	-----------------	------------------------

PROPRIETARY INFORMATION
 THIS DRAWING IS THE PROPERTY
 OF AEROTECH, INC. AND IS
 SUBMITTED IN CONFIDENCE AND
 SHALL NOT BE REPRODUCED NOR
 COPIED NOR DISCLOSED TO OTHERS
 UNDER PENALTY OF LAW.



AEROTECH, INC. 101 Zeta Drive
 Pittsburgh, PA. 15238
 (412)963-7470
 www.aerotech.com

TOLERANCES ON		
FRACTIONS	DECIMALS	ANGLES
0 TO 6 ± 1/32	.XX ± .01	± 0-30'
OVER 6 ± 1/16	.XXX ± .005	

RMS FINISH EXCEPT AS NOTED

**JOYSTICK ADAPTER CABLE
 SOLOISTCP WITH BBA32**
 CABLE: JSXT-FL-15DU-MAX380DM

DRAWN	12/01/07	AGS	PART CODE	SIZE	REV.
CHECKED	12/01/07	JFM	C21303	C	-
APPD.	12/01/07	JFM	SCALE FULL	FILE NAME 630C2130-301.DWG	SHEET 1 OF 1