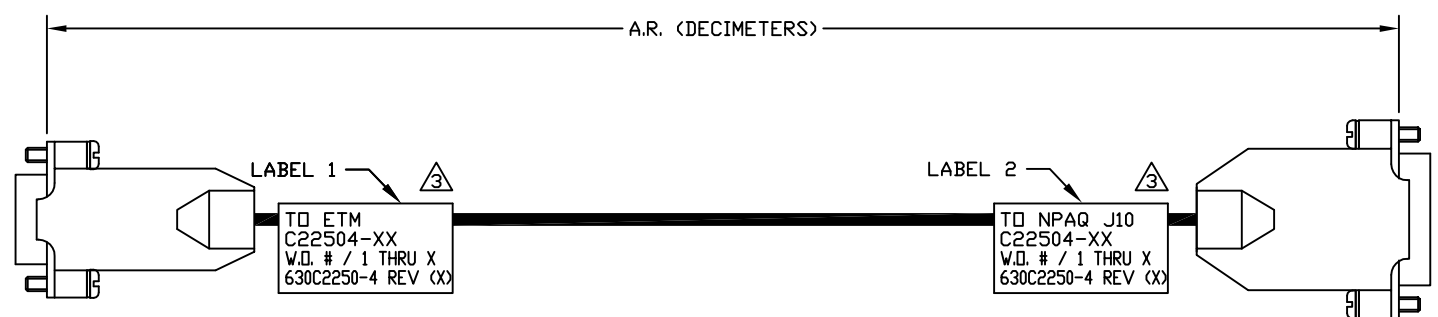
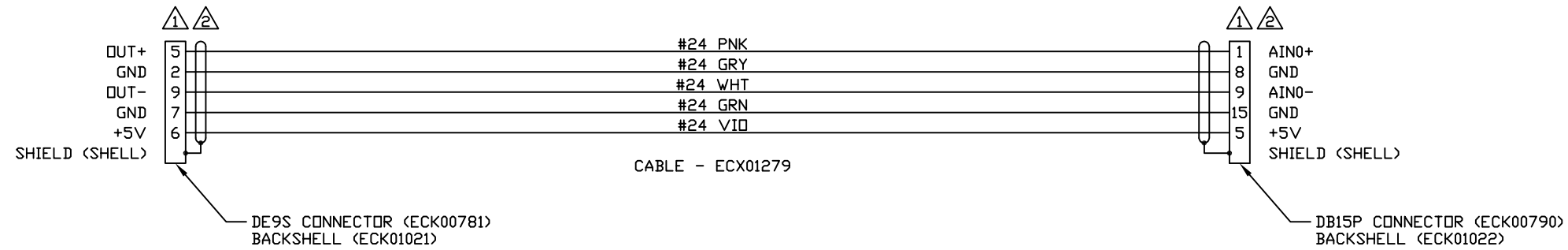
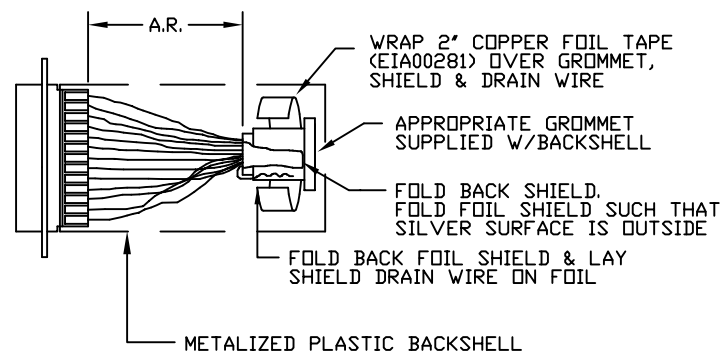


REVISIONS				
REV.	ZONE	DESCRIPTION	DATE	DRAWN



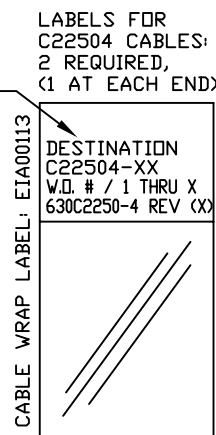
② UNUSED PINS NOT SHOWN.

① SHIELD TERMINATION WITH METALIZED PLASTIC BACKSHELLS



③ LABEL INFORMATION:
APPLY LABELS IN FLAG FASHION
SO THAT ALL TEXT IS VISIBLE.

LABELS FOR
C22504 CABLES:
2 REQUIRED,
(1 AT EACH END)
SEE LABELS 1 & 2
FOR DESTINATION



PART CODE:
C22504-XX C22504-1 TO -100 MAX LENGTH (DECIMETERS)

PROPRIETARY INFORMATION
THIS DRAWING IS THE PROPERTY
OF AEROTECH, INC. AND IS
SUBMITTED IN CONFIDENCE AND
SHALL NOT BE REPRODUCED NOR
COPIED NOR DISCLOSED TO OTHERS
UNDER PENALTY OF LAW.



AEROTECH, INC. 101 Zeta Drive
Pittsburgh, PA. 15238
(412)963-7470
www.aerotech.com

TOLERANCES ON
FRACTIONS DECIMALS ANGLES
0 TO 6 ± 1/32 .XX ± .01 ± 0-30'
OVER 6 ± 1/16 .XXX ± .005

CABLE
ETM-15DU-9DU

RMS FINISH EXCEPT AS NOTED

DRAWN	WG	5/09
CHECKED	DES	5/09
APPD.	ARW	5/09

PART CODE	SIZE	REV.
C22504-XX	C	-
630C2250-4		
SCALE NTS	FILE NAME 630C2250-401.DWG	SHEET 1 OF 1