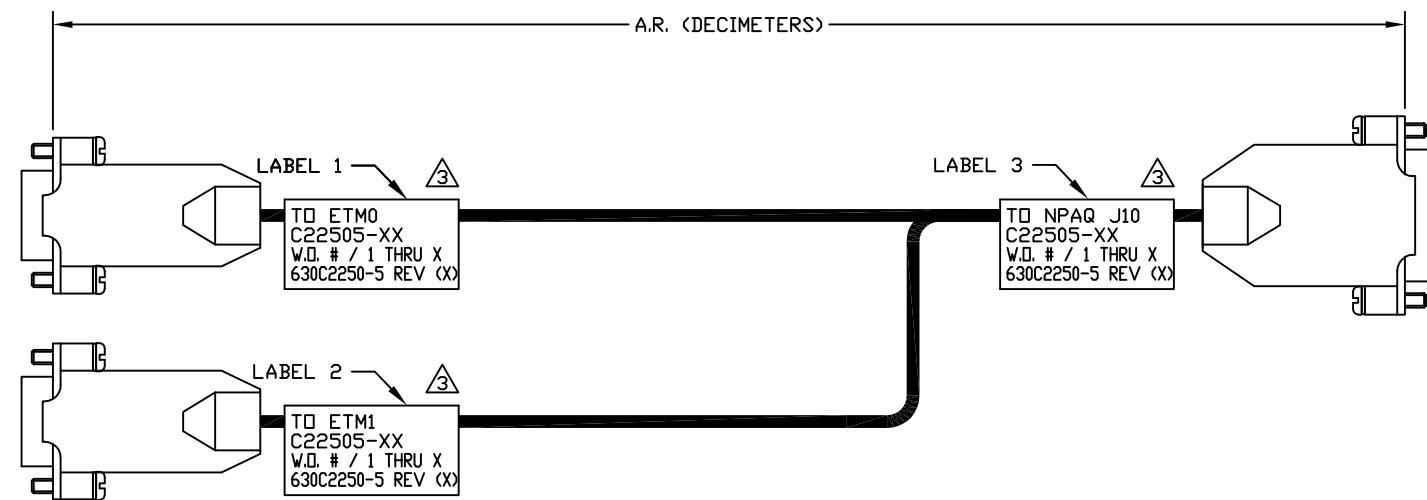
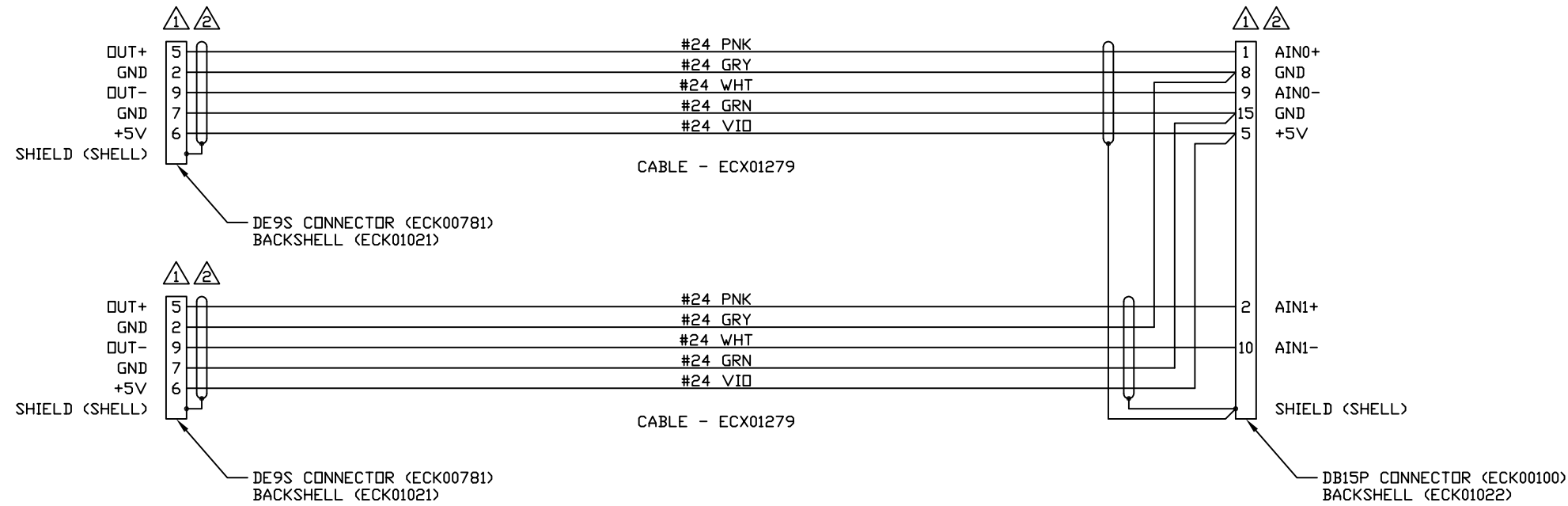
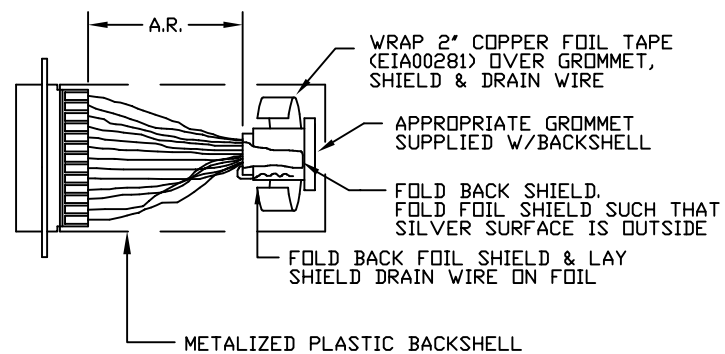


REVISIONS				
REV.	ZONE	DESCRIPTION	DATE	DRAWN



② UNUSED PINS NOT SHOWN.

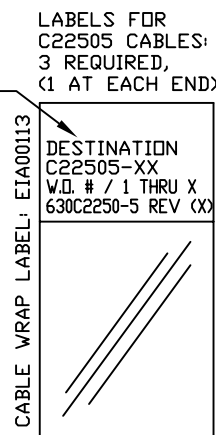
① SHIELD TERMINATION WITH METALIZED PLASTIC BACKSHELLS



③ LABEL INFORMATION:  
APPLY LABELS IN FLAG FASHION  
SO THAT ALL TEXT IS VISIBLE.

LABELS FOR C22505 CABLES:  
3 REQUIRED,  
(1 AT EACH END)

SEE LABELS 1, 2, & 3 FOR DESTINATION



PART CODE:  
C22505-XX C22505-1 TO -100 MAX LENGTH (DECIMETERS)

PROPRIETARY INFORMATION  
THIS DRAWING IS THE PROPERTY  
OF AEROTECH, INC. AND IS  
SUBMITTED IN CONFIDENCE AND  
SHALL NOT BE REPRODUCED NOR  
COPIED NOR DISCLOSED TO OTHERS  
UNDER PENALTY OF LAW.



AEROTECH, INC. 101 Zeta Drive  
Pittsburgh, PA. 15238  
(412)963-7470  
www.aerotech.com

TOLERANCES ON  
FRACTIONS DECIMALS ANGLES  
0 TO 6 ± 1/32 .XX ± .01 ± 0-30'  
OVER 6 ± 1/16 .XXX ± .005

RMS FINISH  EXCEPT AS NOTED

CABLE  
ETM-15DU-9DU 9DU

DRAWN	WG	5/09
CHECKED	DES	5/09
APPD.	ARW	5/09

PART CODE	SIZE	REV.
C22505-XX	C	-
630C2250-5		
SCALE NTS	FILE NAME 630C2250-501.DWG	SHEET 1 OF 1