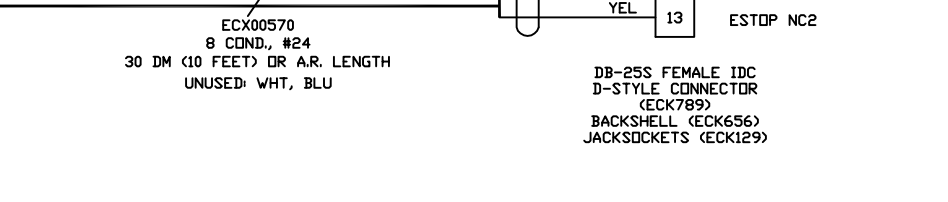
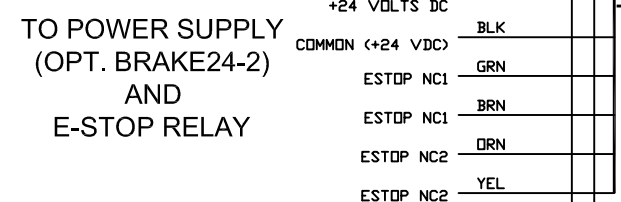
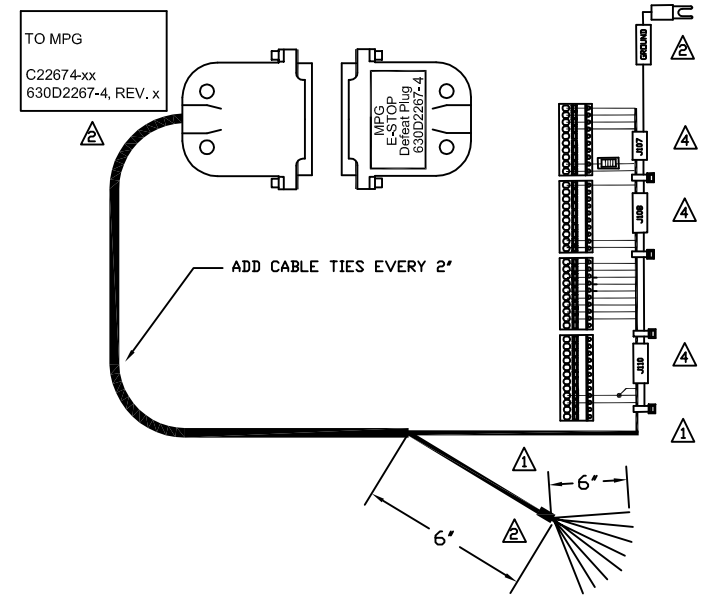
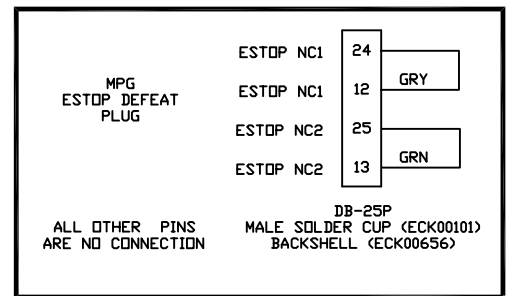
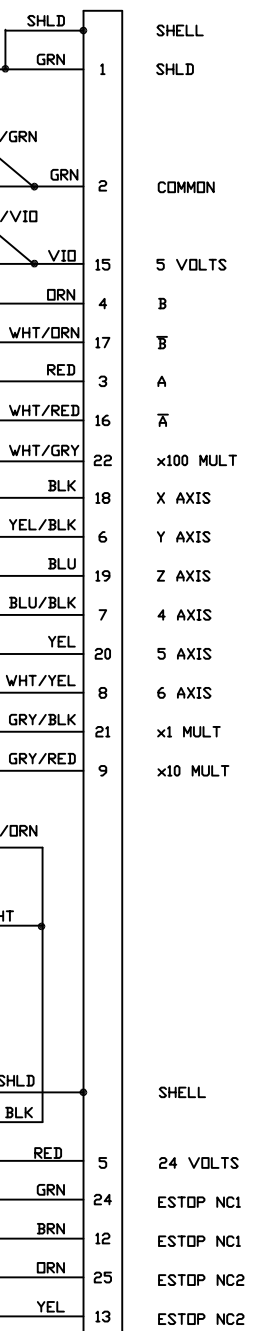
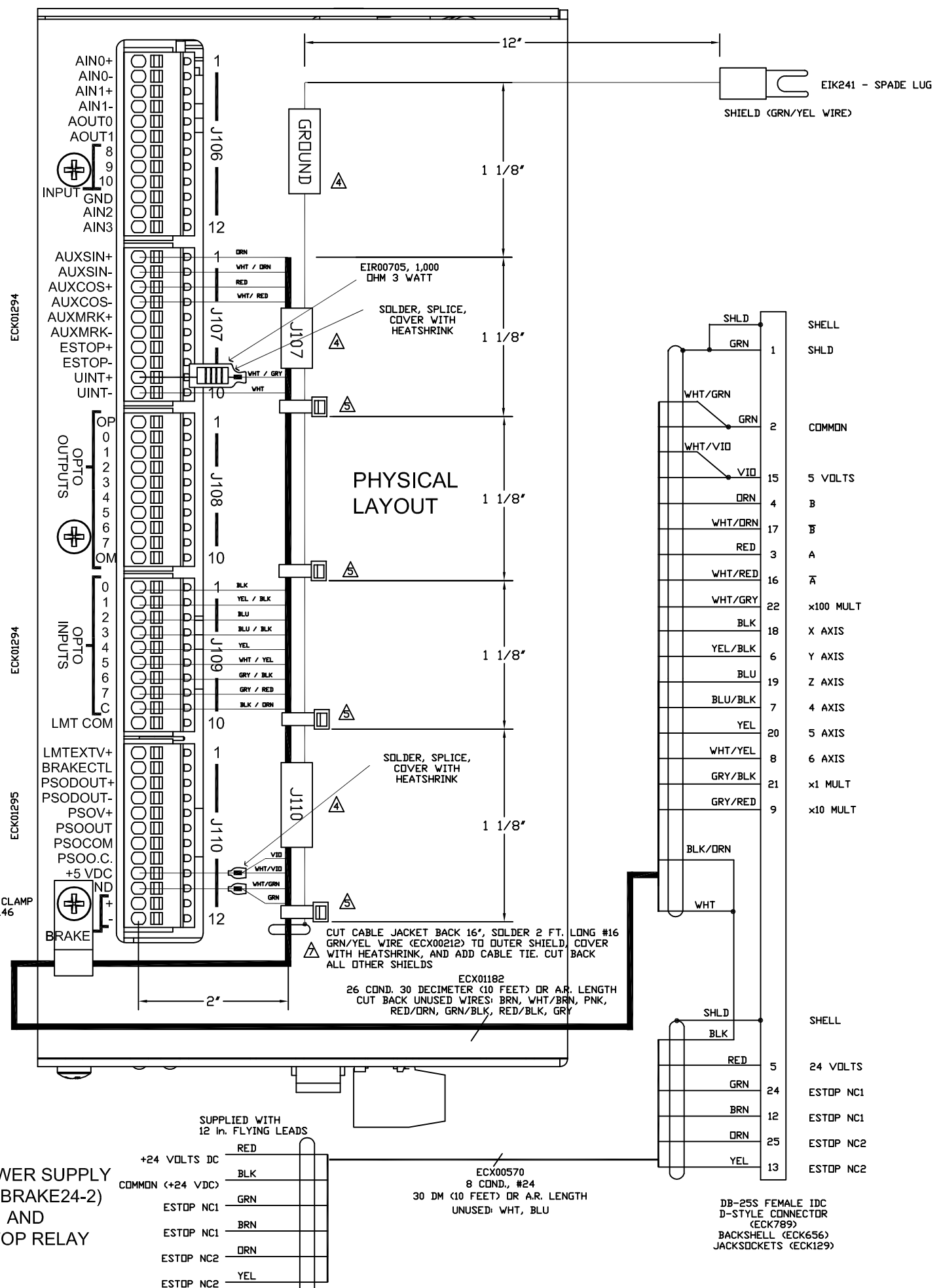
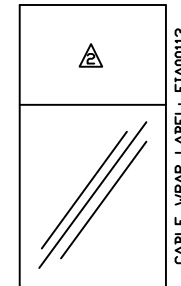


REVISIONS				
SYN.	ZONE	DESCRIPTION	DATE	APPROVAL

DO NOT REVISE THIS .DWG.
 REVISE 630D2267-001.DWG AND RECREATE -1, -2, -3 AND -4 DWG'S.
 COPY REVISION LETTER FROM 630D2267-001.DWG TO ALL -1 THRU -4 DWG'S



- △ SOLDER #16 GRN/YEL WIRE (ECK212) TO OUTER SHIELD AND COVER WITH HEATSHRINK. CUT BACK ALL OTHER SHIELDS
- △ PROVIDE P-CLAMP (EIZ146)
- △ WIRE TIE WITH EIZ418 A.R.
- △ LABEL WITH EIA1063 / EIZ1219 A.R.
- △ LABEL CONNECTOR WITH EIA01195
- △ LABEL EACH CABLE PER DEFINED TEXT WITH EIA00113



PROPRIETARY INFORMATION THIS DRAWING IS THE PROPERTY OF AEROTECH, INC. AND IS SUBMITTED IN CONFIDENCE AND SHALL NOT BE REPRODUCED NOR COPIED NOR DISCLOSED TO OTHERS UNDER PENALTY OF LAW.		AEROTECH, INC. 101 Zeta Drive Pittsburgh, PA. 15238-2897, USA (412) 963-7470 HTTP://www.Aerotech.com	
Nservo PENDANT INTERFACE CABLE			
TOLERANCES ON FRACTIONS DECIMALS ANGLES 0 TO 6 ± 1/32 .XX ± .01 ± 0-30° OVER 6 ± 1/16 .XXX ± .005		RMS FINISH EXCEPT AS NOTED	
DRAWN	9/21/2010	JFM	PART CODE
CHECKED	9/27/2010	AGS	SIZE
APPD.	9/27/2010	JFM	SCALE NTS
FILE NAME 630D2267-001.Dwg		SHEET 1 of 1	