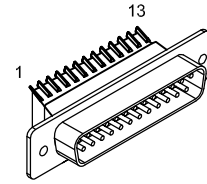


REVISIONS			
REV.	DESCRIPTION	DATE	DRAWN
A	ADDED ECO 69	8/22/2017	JFM

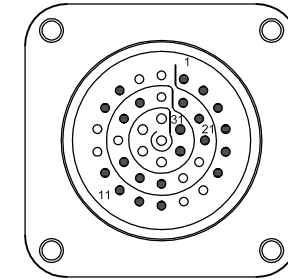
PIN	WIRE	SIGNAL
12	PINK	CW/+ LMT
11	YEL/BRN	HALL C
10	GRY/BRN	HALL A
7	YEL	MKR
6	WHT/YEL	MKR-N
5	WHT/GRN	HALL B
	VIO	
3	WHT/BLK	ENCODER +5V
	BRN/GRN	
	WHT/BLU	
2	GRY	THERMISTOR
1	-	-
CASE	SHIELD	OUTER SHIELD
14	WHT	COS
15	WHT/GRY	COS-N
16	BRN	HALL +5V
	RED	LIMIT +5V
17	BLUE	SIN
18	RED/BLUE	SIN-N
20	WHT/PINK	HALL COM
	BLK	LIMIT COM
	PINK/BRN	THERMISTOR COM
21	GRN	ENCODER COM
	BRN/BLU	
	BRN/RED	
	WHT/RED	
24	GRY/PINK	CCW/- LMT

SIGNAL	WIRE	SKT
CW/+ LMT	PINK	15
HALL C	YEL/BRN	11
HALL A	GRY/BRN	9
MKR	YEL	5
MKR-N	WHT/YEL	6
HALL B	WHT/GRN	10
	VIO	
ENCODER +5V	WHT/BLK	20
	WHT/BLK	
ENCODER +5V	BRN/GRN	31
	WHT/BLU	
THERMISTOR	GRY	12
OUTER SHIELD	SHIELD	19
COS	WHT	1
COS-N	WHT/GRY	2
HALL +5V	BRN	25
LIMIT +5V	RED	29
SIN	BLUE	3
SIN-N	RED/BLUE	4
HALL COM	WHT/PINK	24
LIMIT COM	BLK	28
THERMISTOR COM	PINK/BRN	26
ENCODER COM	GRN	21
	BRN/BLU	
ENCODER COM	BRN/RED	32
	WHT/RED	
CCW/- LMT	GRY/PINK	16



MALE 25 PIN D-STYLE, ECK00786
BACKSHELL, ECK00656

ECX01293, #22 AWG x 25

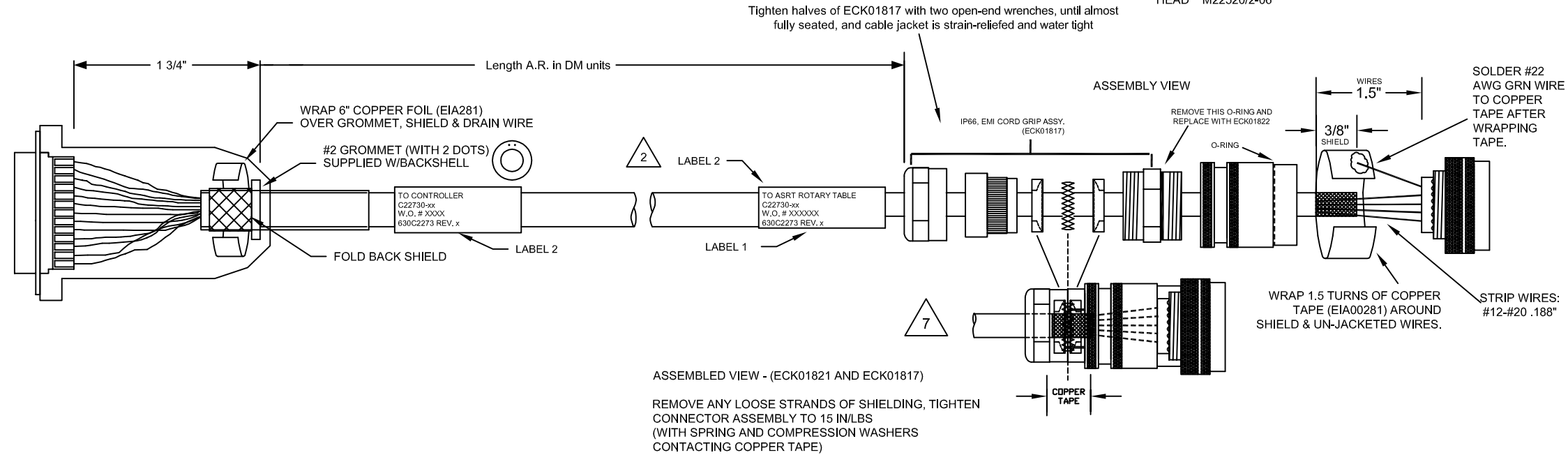


WIRE SIDE VIEW

INSERT PINS IN ALL CONTACT POSITIONS

(PIN NUMBERS SEQUENTIALLY SPIRAL INWARD CW)

USE:
CRIMPER M22520/2-01
HEAD M22520/2-06



Note: This cable assembly is IP66 rated.
Temp.: -40 to +80C (non-Moving, non-Hi-Flex)

Exception:
within Temp. range of -25 to +80C, cable may be used as Hi-Flex at 9.4mm x 12 = 113mm, min. bend radius.

- 4 FILL ALL CONTACT POSITIONS
- 3 WIRE MUST BE VISIBLE THRU INSPECTION HOLE BEFORE AND AFTER CRIMPING PIN.
- 2 STARTING CABLE LENGTH 6" LONGER THAN REQUIRED LENGTH.
- 1 FOR CRIMP TOOL USE AMP HANDLE ASSY 58074-1 WITH AMP HEAD ASSY 58063-2
- 7 BE SURE CABLE CAN NOT BE PULLED OR TWISTED FREE FROM CORD GRIP.
- 6 PIN-3 (ENC +5V) WIRE SPLICE
SPLICE AND INSULATE
- 5 PIN-21 (ENC COM) WIRE SPLICE
SPLICE AND INSULATE

SEE LABELS 1 & 2 FOR DESTINATION



PROPRIETARY INFORMATION THIS DRAWING IS THE PROPERTY OF AEROTECH, INC. AND IS SUBMITTED IN CONFIDENCE AND SHALL NOT BE REPRODUCED NOR COPIED NOR DISCLOSED TO OTHERS UNDER PENALTY OF LAW.		
TOLERANCES ON FRACTIONS DECIMALS ANGLES 0 TO 6 ±1/32 .XX ±.01 ± 0-30' OVER 6 ±1/16 .XXX ±.005		
RMS FINISH	✓	EXCEPT AS NOTED
DRAWN	8/18/2009	JFM
CHECKED	8/20/2009	AGS
APPD.	8/21/2009	JFM

AEROTECH, INC. 101 Zeta Drive
Pittsburgh, PA. 15238
(412)963-7470
www.aerotech.com

**WATER-PROOF IP66 BRUSHLESS FDBK
BL FB-25D-37MS-HF120-IP66-MAX232DM**

PART CODE	SIZE	REV.
C22730	C	A
SCALE	FILE NAME	SHEET
N/A	630C2273.Dwg	1 OF 1