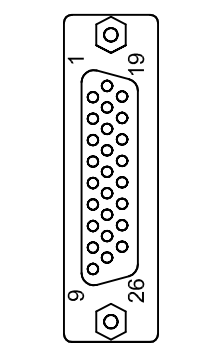


REVISIONS				
SYM.	ZONE	DESCRIPTION	DATE	APPROVAL
-			-	-

26 HD MALE, #K86-AA-26P, (ECK01259)
BACKSHELL, #17-1725-2, (ECK01022)



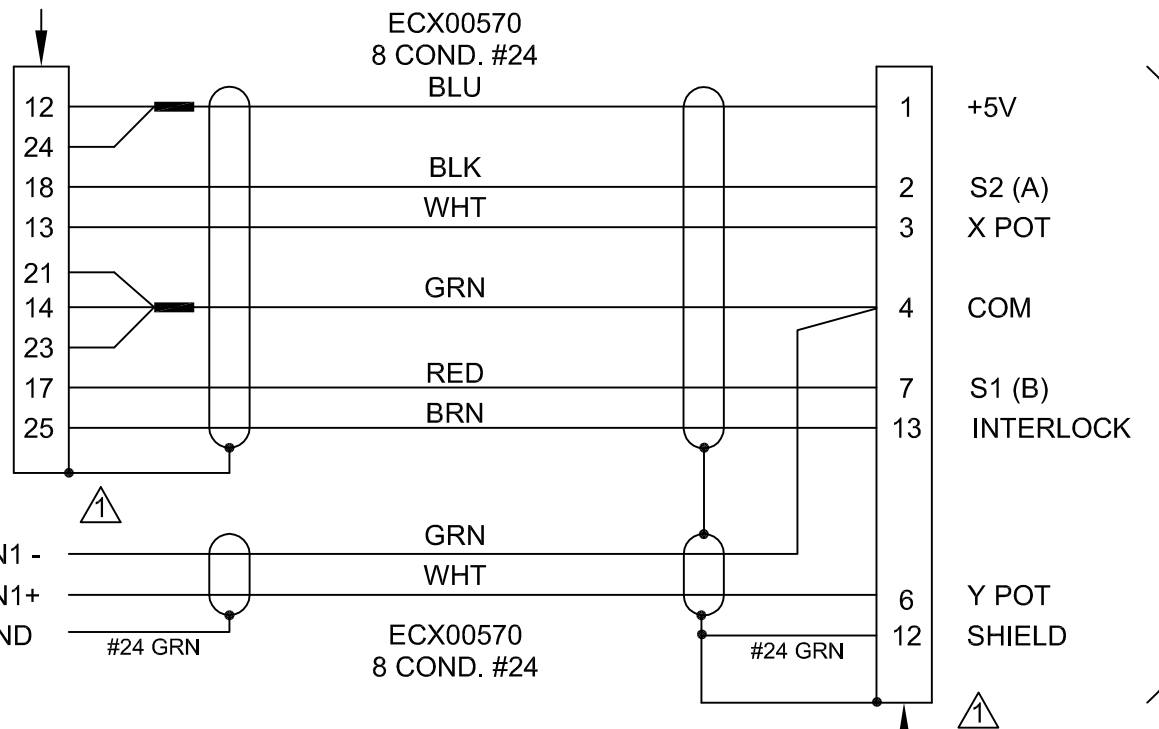
VIEW FROM SOLDER SIDE

TO NDRIVECL #1
J105 AUX IO

TO NDRIVECL #2
IO BOARD

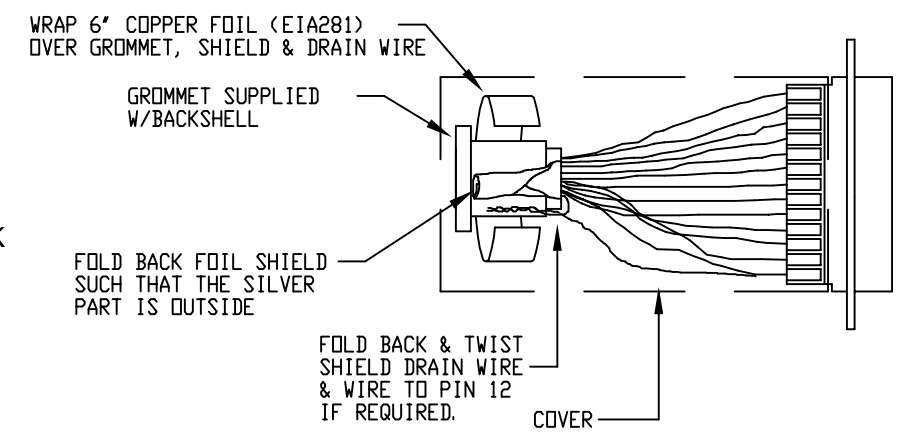
+5V
OPTOINCOM
OPTOIN9
ANALOG0 IN+
COM
ANALOG0 IN-
ANALOG GND
OPTOIN8
OPTOIN10

TB201-3 AIN1 -
TB201-2 AIN1+
TB201-1 AGND



BACKSHELL, #17-1725-2, (ECK01022)
JACKSOCKETS, #207719-3, (ECK00129)
15 LINE FEMALE "D"
DA-15S, ECK00326

CONNECTOR SHIELDING

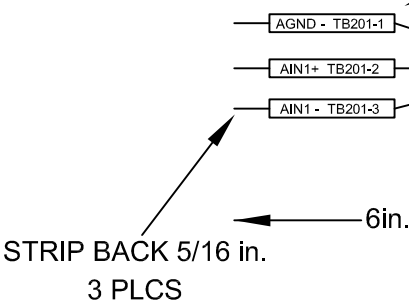


WIRE MARKERS

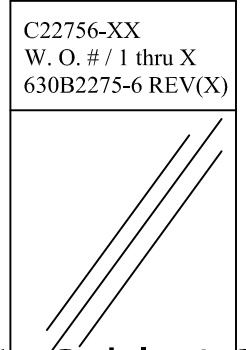
LABEL WIRES WITH BRADY LABELS AS NOTED
PSPT-125-175-WT WIRE MARKING SLEEVE (EIA01161)

CABLE LENGTH

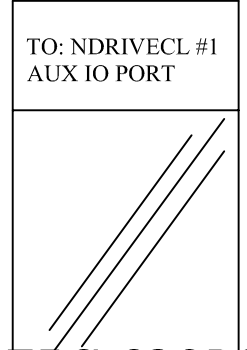
CAUTION, CABLE LENGTHS (XX) ARE IN DECIMETERS
EXAMPLE: C22756-30
30 = 30 DECIMETERS (3 METERS) = 10FT.



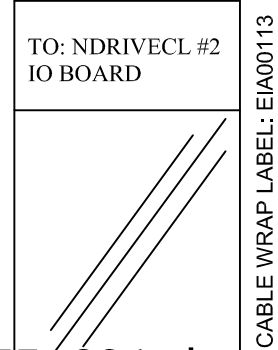
LABEL #1 FOR C22756 CABLES:
(1) REQUIRED



LABEL #2 FOR C22756 CABLES:
(1) REQUIRED



LABEL #3 FOR C22756 CABLES:
(1) REQUIRED



PROPRIETARY INFORMATION
THIS DRAWING IS THE PROPERTY OF AEROTECH, INC. AND IS SUBMITTED IN CONFIDENCE AND SHALL NOT BE REPRODUCED NOR COPIED NOR DISCLOSED TO OTHERS UNDER PENALTY OF LAW.



AEROTECH, INC. 101 Zeta Drive
Pittsburgh, PA. 15238
www.aerotech.com

NDRIVECL DUAL AXIS JOYSTICK EXTENSION CABLE (JSXT-FLY 26HD-15DU-MAX 300 DM)

TOLERANCES ON		
FRACTIONS	DECIMALS	ANGLES
0 TO 6 $\frac{1}{32}$.XX ± 0.1	$\pm 0-30'$
OVER 6 $\frac{1}{16}$.XXX ± 0.05	
RMS FINISH	EXCEPT AS NOTED	

DRAWN	TES	9/1/09	PART CODE	SIZE	REV.
CHECKED	EJB	9/1/09	C22756-XX	B	-
			630B2275-6		