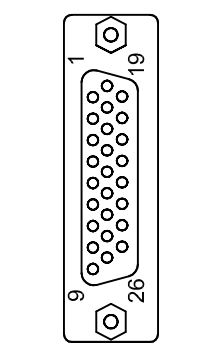


REVISIONS				
SYM.	ZONE	DESCRIPTION	DATE	APPROVAL
-			-	-

26 HD MALE, #K86-AA-26P, (ECK01259)  
BACKSHELL, #17-1725-2, (ECK01022)



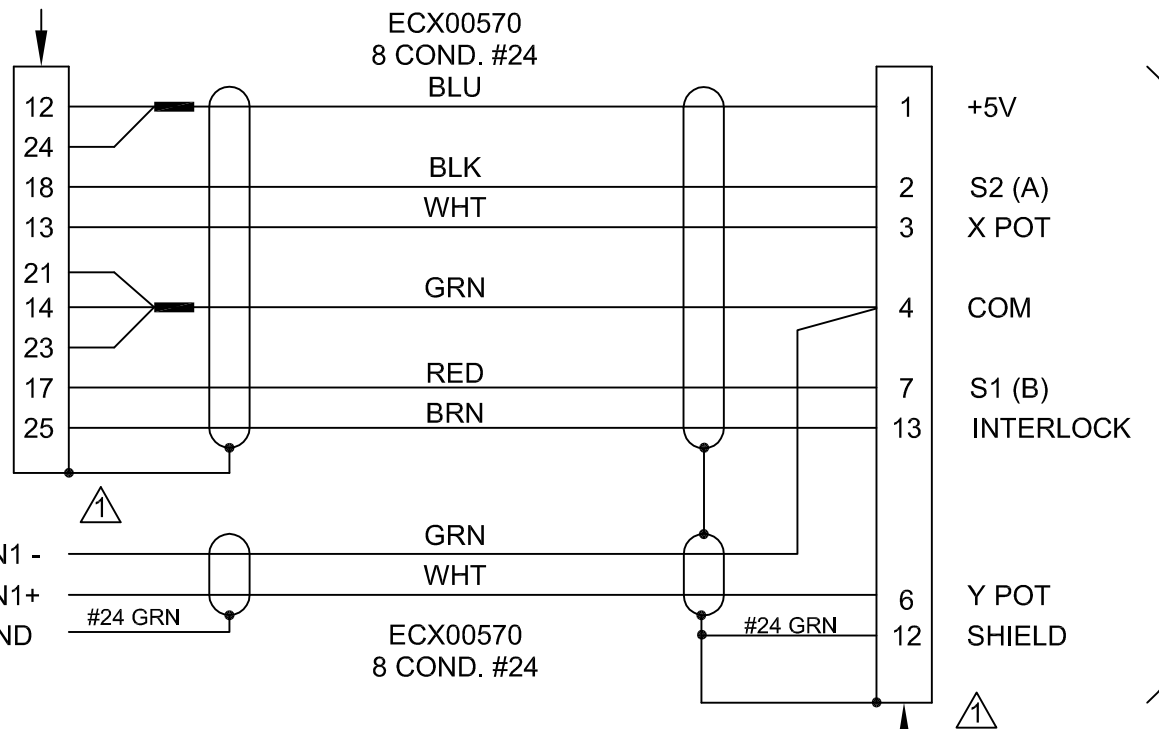
VIEW FROM  
SOLDER SIDE

TO  
NDRIVEHPE #1  
J205 AUX IO

TO  
NDRIVEHPE #2  
IO BOARD

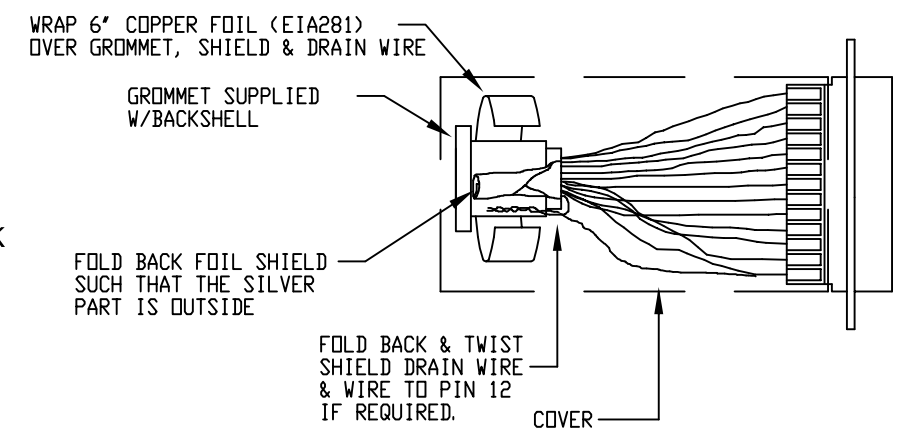
+5V  
OPTOINCOM  
OPTOIN9  
ANALOG0 IN+  
COM  
ANALOG0 IN-  
ANALOG GND  
OPTOIN8  
OPTOIN10

TB304-5 AIN1 -  
TB304-4 AIN1+  
TB304-1 AGND



BACKSHELL, #17-1725-2, (ECK01022)  
JACKSOCKETS, #207719-3, (ECK00129)  
15 LINE FEMALE "D"  
DA-15S, ECK00326

CONNECTOR SHIELDING

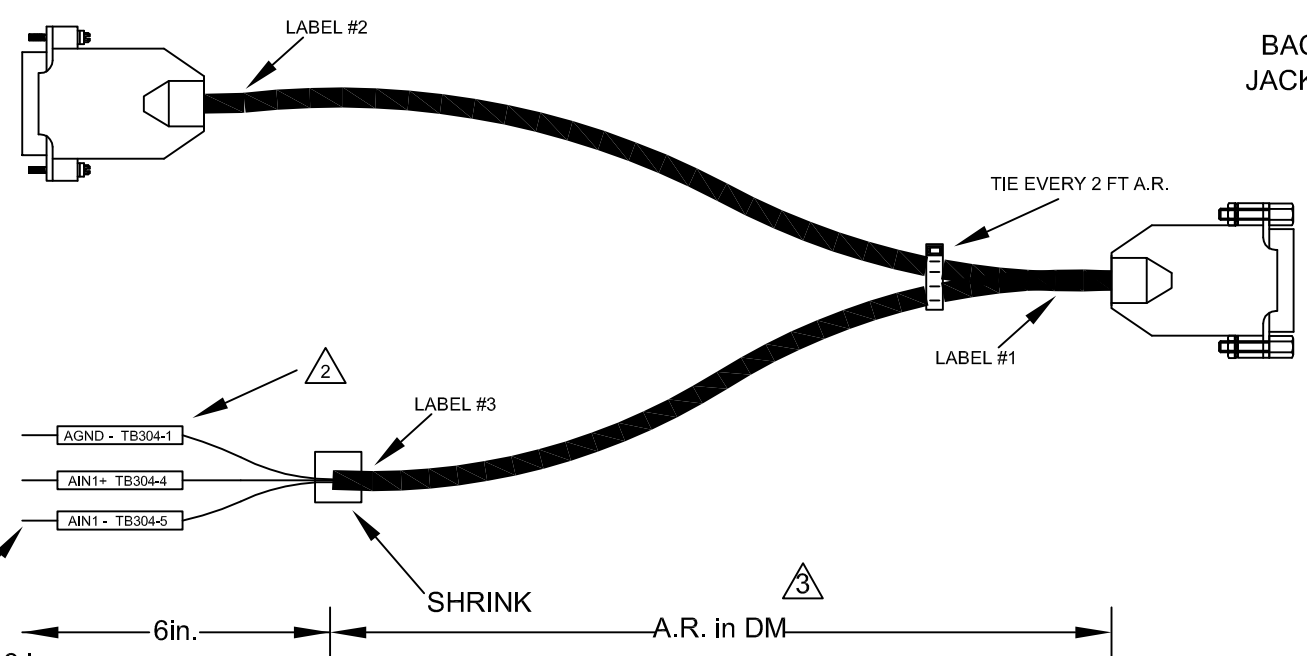


WIRE MARKERS

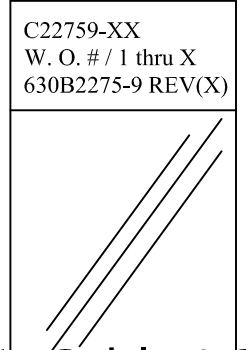
LABEL WIRES WITH BRADY LABELS AS NOTED  
PSPT-125-175-WT WIRE MARKING SLEEVE (EIA01161)

CABLE LENGTH

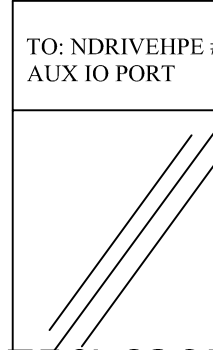
CAUTION, CABLE LENGTHS (XX) ARE IN DECIMETERS  
EXAMPLE: C22759-30  
30 = 30 DECIMETERS (3 METERS) = 10FT.



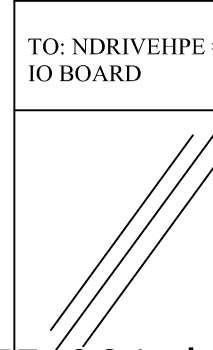
LABEL #1 FOR  
C22759 CABLES:  
(1) REQUIRED



LABEL #2 FOR  
C22759 CABLES:  
(1) REQUIRED



LABEL #3 FOR  
C22759 CABLES:  
(1) REQUIRED



PROPRIETARY INFORMATION  
THIS DRAWING IS THE PROPERTY  
OF AEROTECH, INC. AND IS  
SUBMITTED IN CONFIDENCE AND  
SHALL NOT BE REPRODUCED NOR  
COPIED NOR DISCLOSED TO OTHERS  
UNDER PENALTY OF LAW.



AEROTECH, INC. 101 Zeta Drive  
Pittsburgh, PA. 15238  
www.aerotech.com

# NDRIVEHPE DUAL AXIS JOYSTICK EXTENSION CABLE (JSXT-FLY 26HD-15DU-MAX 300 DM)

TOLERANCES ON		
FRACTIONS	DECIMALS	ANGLES
0 TO 6 ±1/32	.XX ±01	± 0-30'
OVER 6 ±1/16	.XXX ±005	
RMS FINISH	EXCEPT AS NOTED	
DRAWN	TES	9/1/09
CHECKED	EJB	9/1/09

PART CODE	SIZE	REV.
C22759-XX	B	-
<b>630B2275-9</b>		