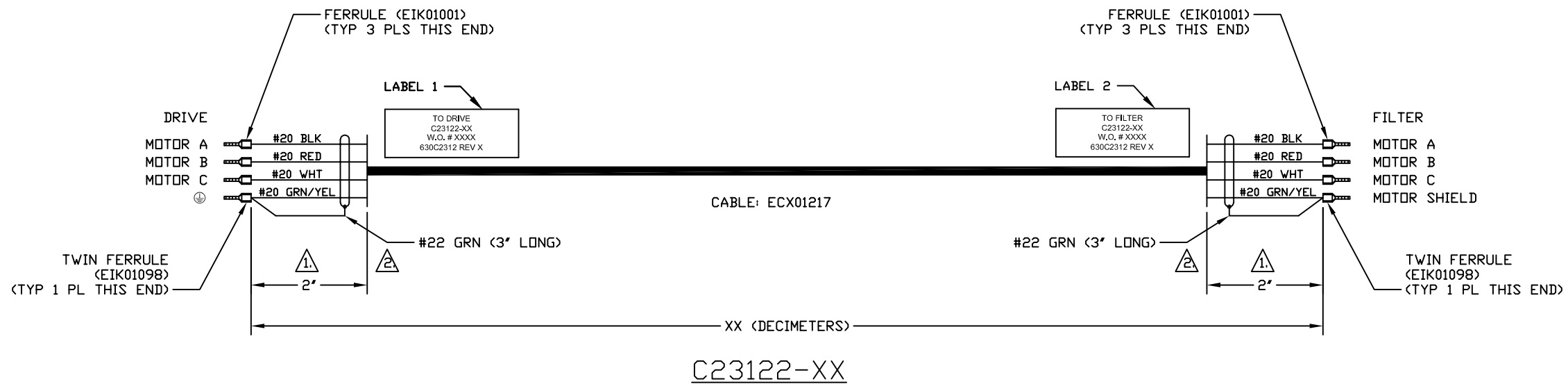
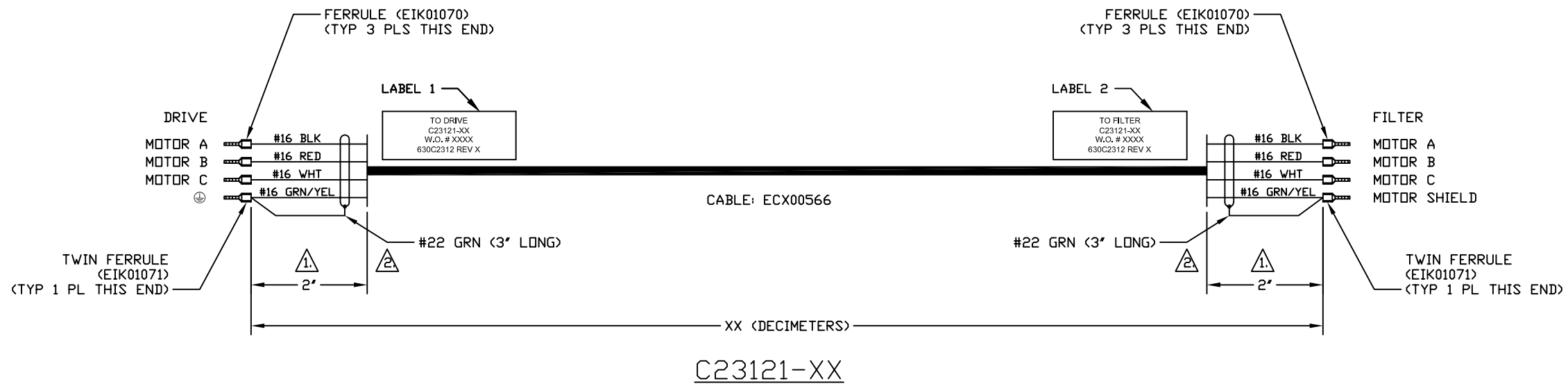
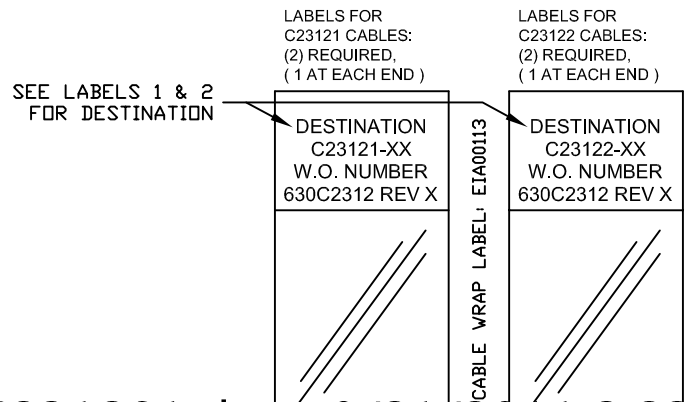



REVISIONS				
REV.	ZONE	DESCRIPTION	DATE	DRAWN



3. LABEL INFORMATION:



- NOTES:
- ⚠️ SOLDER #22 GRN WIRE TO SHIELD BRAID. VERIFY THAT THIS JOINT IS COVERED BY HEATSHRINK.
 - ⚠️ CUT BACK JACKET 2" FROM END OF CABLE AND COVER WITH 2" LENGTH OF HEATSHRINK (E1W00109).

PART CODE:		C23121-XX	C23121-1 TO -50 MAX LENGTH (DECIMETERS)
		C23122-XX	C23122-1 TO -50 MAX LENGTH (DECIMETERS)
PROPRIETARY INFORMATION THIS DRAWING IS THE PROPERTY OF AEROTECH, INC. AND IS SUBMITTED IN CONFIDENCE AND SHALL NOT BE REPRODUCED NOR COPIED NOR DISCLOSED TO OTHERS UNDER PENALTY OF LAW.		 AEROTECH, INC. 101 Zeta Drive Pittsburgh, PA. 15238 (412)963-7470 www.aerotech.com	
MOTOR OUTPUT FILTER CABLES			
TOLERANCES ON FRACTIONS	DECIMALS	ANGLES	
0 TO 6 ± 1/32	.XX ± .01	± 0-30'	
OVER 6 ± 1/16	.XXX ± .005		
RMS FINISH	EXCEPT AS NOTED		
DRAWN	WG	8/10	PART CODE
DESIGNED	DES	8/10	C23121-XX
APPD.	ARW	8/10	C23122-XX
SCALE	NTS	FILE NAME	630C231201.DWG
		SHEET	1 OF 1