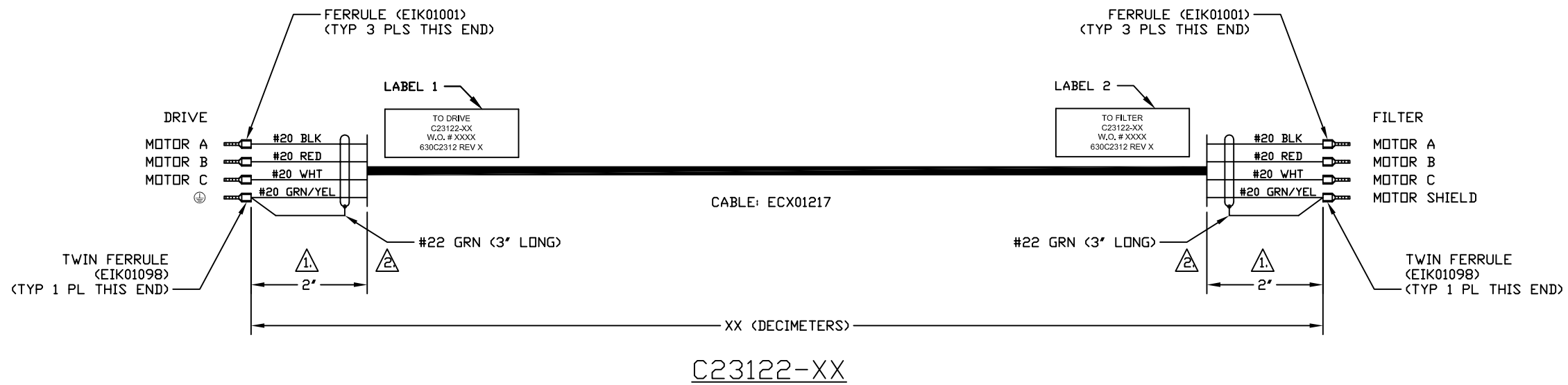
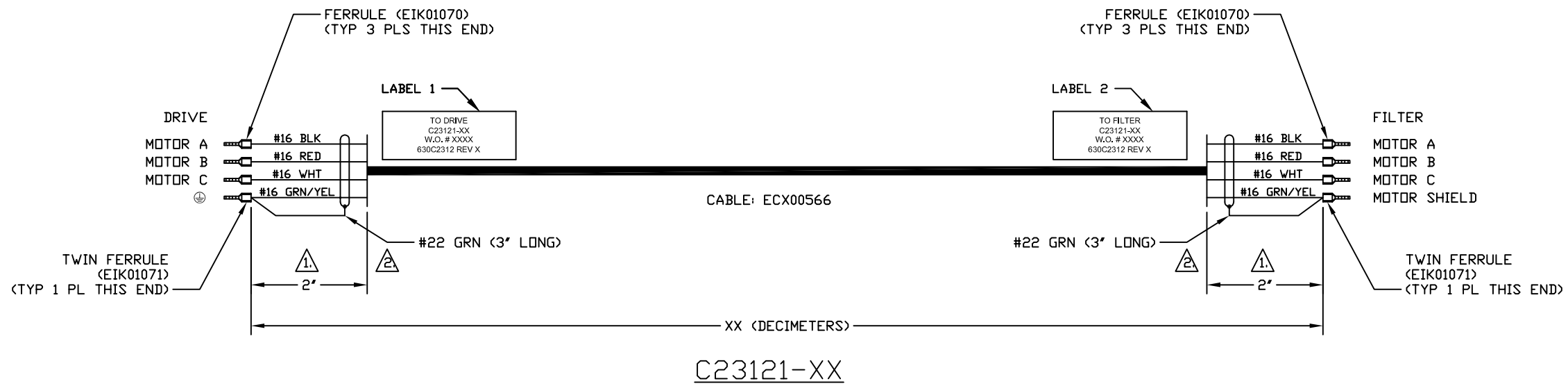
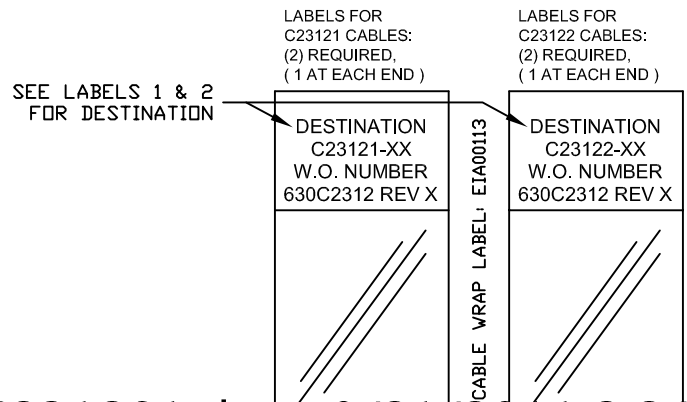


REVISIONS				
REV.	ZONE	DESCRIPTION	DATE	DRAWN



3. LABEL INFORMATION:



- NOTES:
- ⚠️ SOLDER #22 GRN WIRE TO SHIELD BRAID. VERIFY THAT THIS JOINT IS COVERED BY HEATSHRINK.
 - ⚠️ CUT BACK JACKET 2" FROM END OF CABLE AND COVER WITH 2" LENGTH OF HEATSHRINK (E1W00109).

PART CODE:		C23121-XX	C23121-1 TO -50 MAX LENGTH (DECIMETERS)
		C23122-XX	C23122-1 TO -50 MAX LENGTH (DECIMETERS)
<p>PROPRIETARY INFORMATION THIS DRAWING IS THE PROPERTY OF AEROTECH, INC. AND IS SUBMITTED IN CONFIDENCE AND SHALL NOT BE REPRODUCED NOR COPIED NOR DISCLOSED TO OTHERS UNDER PENALTY OF LAW.</p>			
<p>TOLERANCES ON FRACTIONS DECIMALS ANGLES 0 TO 6 ± 1/32 .XX ± .01 ± 0-30' OVER 6 ± 1/16 .XXX ± .005</p>			
RMS FINISH		✓	EXCEPT AS NOTED
DRAWN	WG	8/10	PART CODE C23121-XX C23122-XX
DESIGNED	DES	8/10	SIZE C
APPD.	ARW	8/10	REV. -
SCALE NTS		FILE NAME 630C231201.DWG	SHEET 1 OF 1

AEROTECH®
AEROTECH, INC. 101 Zeta Drive
Pittsburgh, PA. 15238
(412)963-7470
www.aerotech.com

MOTOR OUTPUT FILTER CABLES

630C2312