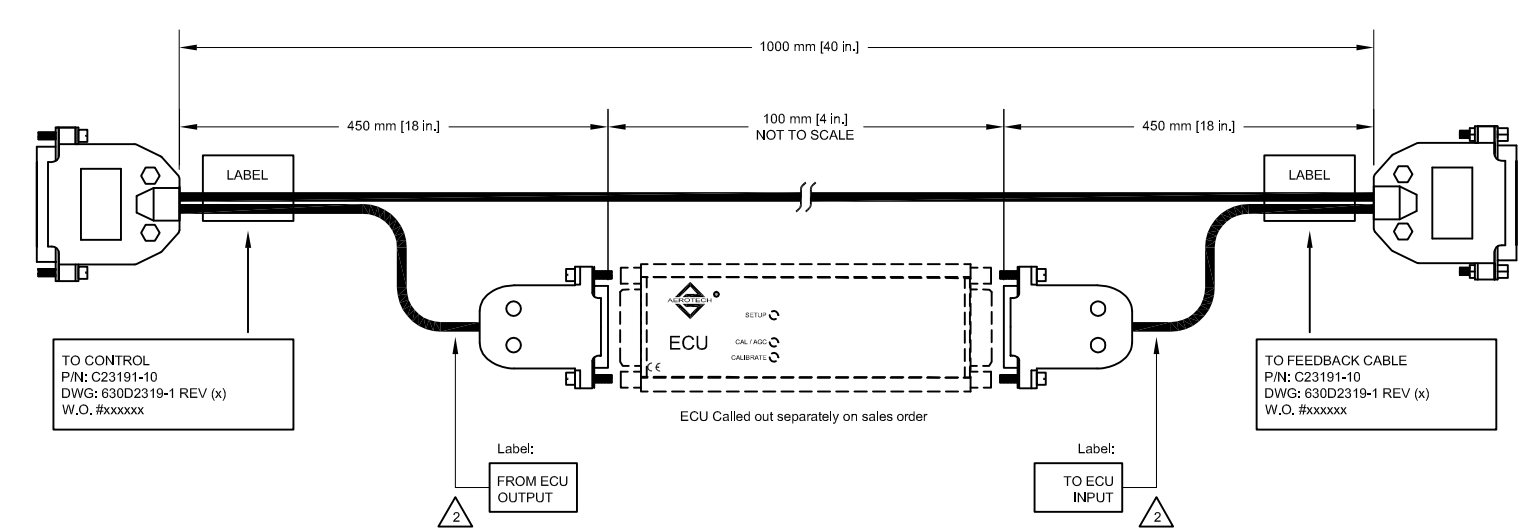
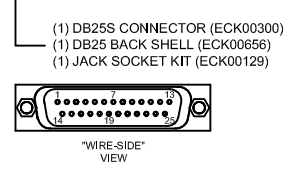
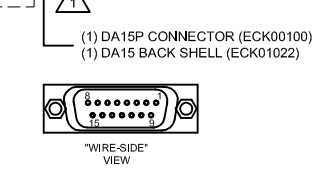

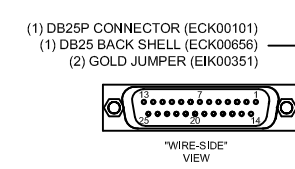
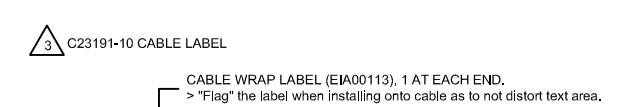
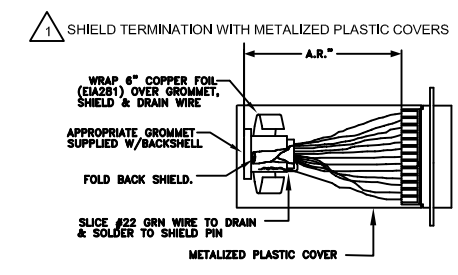
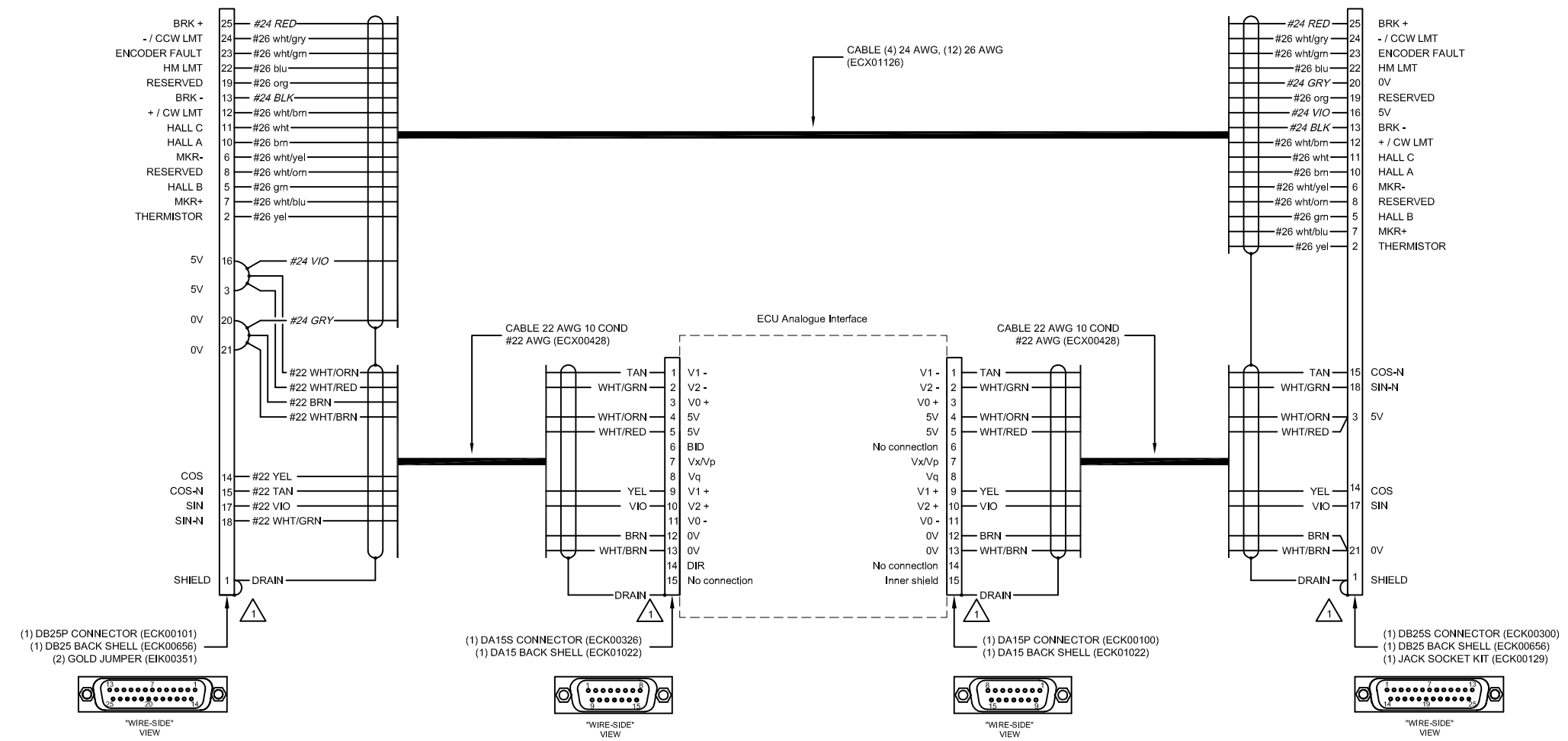


REVISIONS				
REV.	ZONE	DESCRIPTION	DATE	DRAWN
A		ADDED ECN14293	7/19/12	RWR
B		ADDED ECN14299	8/9/12	EJB



<b>PROPRIETARY INFORMATION</b> THIS DRAWING IS THE PROPERTY OF AEROTECH, INC. AND IS SUBMITTED IN CONFIDENCE AND SHALL NOT BE REPRODUCED NOR COPIED NOR DISCLOSED TO OTHERS UNDER PENALTY OF LAW.		AEROTECH, INC. 101 Zeta Drive Pittsburgh, PA, 15238 (412)963-7470 www.aerotech.com	
TOLERANCES ON FRACTIONS DECIMALS ANGLES 0 TO 6 1/32 .XX ±01 ± 0-30' OVER 6 1/16 .XXX ±005		<b>C23191-10</b> (CABLE: BL FB-25DU-25DU USED WITH ECU MODULE INTERFACE) WIRING & ASSEMBLY	
RMS FINISH	EXCEPT AS NOTED	PART CODE	SIZE
DRAWN	JAB 12/02/10	C23191-10	D 630D2319-1
CHECKED	EJB 12/02/10	SCALE	NTS
APPD.	EJB 12/02/10	FILE NAME	630D2319-1B1.dwg
		SHEET	1 of 1