

REVISIONS				
REV.	ZONE	DESCRIPTION	DATE	DRAWN

JACKSOCKET (ECK00129)
 AMP PLUG #745495-2 (ECK00789)
 AMPHENDL BACKSHELL #17-1726-2 (ECK00656)

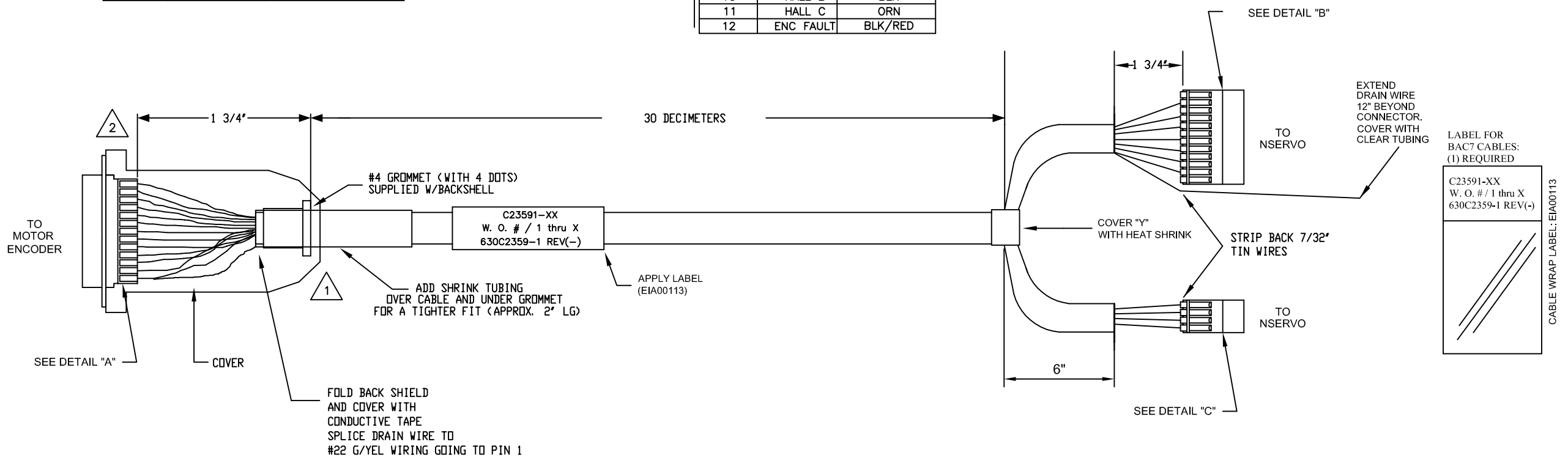
SOCKET	WIRE	SIGNAL
1	#22 GRN/YEL	SHIELD
2	RED/WHT	THERM FLT
3	BLU	+5V
4	-	-
5	BLK	HALL B
6	GRN	MKR-
7	WHT/BLK	MKR+
8	-	-
9	-	-
10	RED	HALL A
11	ORN	HALL C
12	BLU/WHT	CW LMT
13	-	-
14	WHT	COS+
15	BLU/RED	COS-
16	-	-
17	WHT/RED	SIN+
18	ORN/RED	SIN-
19	-	-
20	-	-
21	BLK/WHT	GND
22	RED/BLK	HM LMT
23	BLK/RED	ENC FLT
24	GRN/WHT	CCW LMT
25	-	-

4 PIN PHOENIX HEADER, 2.5MM (ECK01293)

PIN	SIGNAL	WIRE
1	CW LMT	BLU/WHT
2	CCW LMT	GRN/WHT
3	HM LMT	RED/BLK
4	THERM FLT	RED/WHT

12 PIN PHOENIX HEADER, 2.5MM (ECK01295)

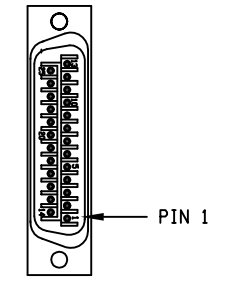
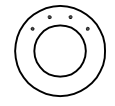
PIN	SIGNAL	WIRE
1	+5V	BLU
2	GND	BLK/WHT
3	SIN+	WHT/RED
4	SIN-	ORN/RED
5	COS+	WHT
6	COS-	BLU/RED
7	MKR+	WHT/BLK
8	MKR-	GRN
9	HALL A	RED
10	HALL B	BLK
11	HALL C	ORN
12	ENC FAULT	BLK/RED



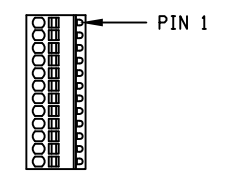
LABEL FOR BAC7 CABLES:
 (1) REQUIRED
 C23591-XX
 W. O. # / 1 thru X
 630C2359-1 REV(-)

2 FOR CRIMP TOOL USE AMP HANDLE ASSY 58074-1 WITH AMP HEAD ASSY 58063-2

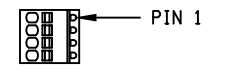
1 FOR (ECK00428) USE #4 GROMMET WITH 4 DOTS AS SHOWN BELOW WHICH IS SUPPLIED W/BACKSHELL



DETAIL "A"
 AMP PLUG #745496-2 (ECK00786)



DETAIL "B"
 PHOENIX HEADER (ECK01293)



DETAIL "C"
 PHOENIX HEADER (ECK01295)

PROPRIETARY INFORMATION
 THIS DRAWING IS THE PROPERTY OF AEROTECH, INC. AND IS SUBMITTED IN CONFIDENCE AND SHALL NOT BE REPRODUCED NOR COPIED NOR DISCLOSED TO OTHERS UNDER PENALTY OF LAW.



AEROTECH, INC. 101 Zeta Drive
 Pittsburgh, PA. 15238
 (412)963-7470
 www.aerotech.com

TOLERANCES ON		
FRACTIONS	DECIMALS	ANGLES
0 TO 6 3/32	.XX ±01	± 0-30'
OVER 6 1/16	.XXX ±005	

RMS FINISH EXCEPT AS NOTED

DRAWN	TES	10/19/11
CHECKED	AGS	10/19/11
APPD.	AGS	10/19/11

NSERVO-TB FEEDBACK CABLE

PART CODE	SIZE	REV.
C23591-XX	C	-
SCALE NTS	FILE NAME	SHEET 1 OF 1
	630C2359-101.DWG	