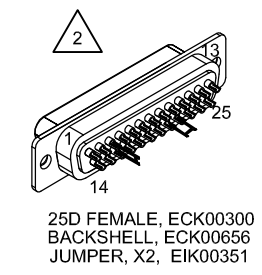
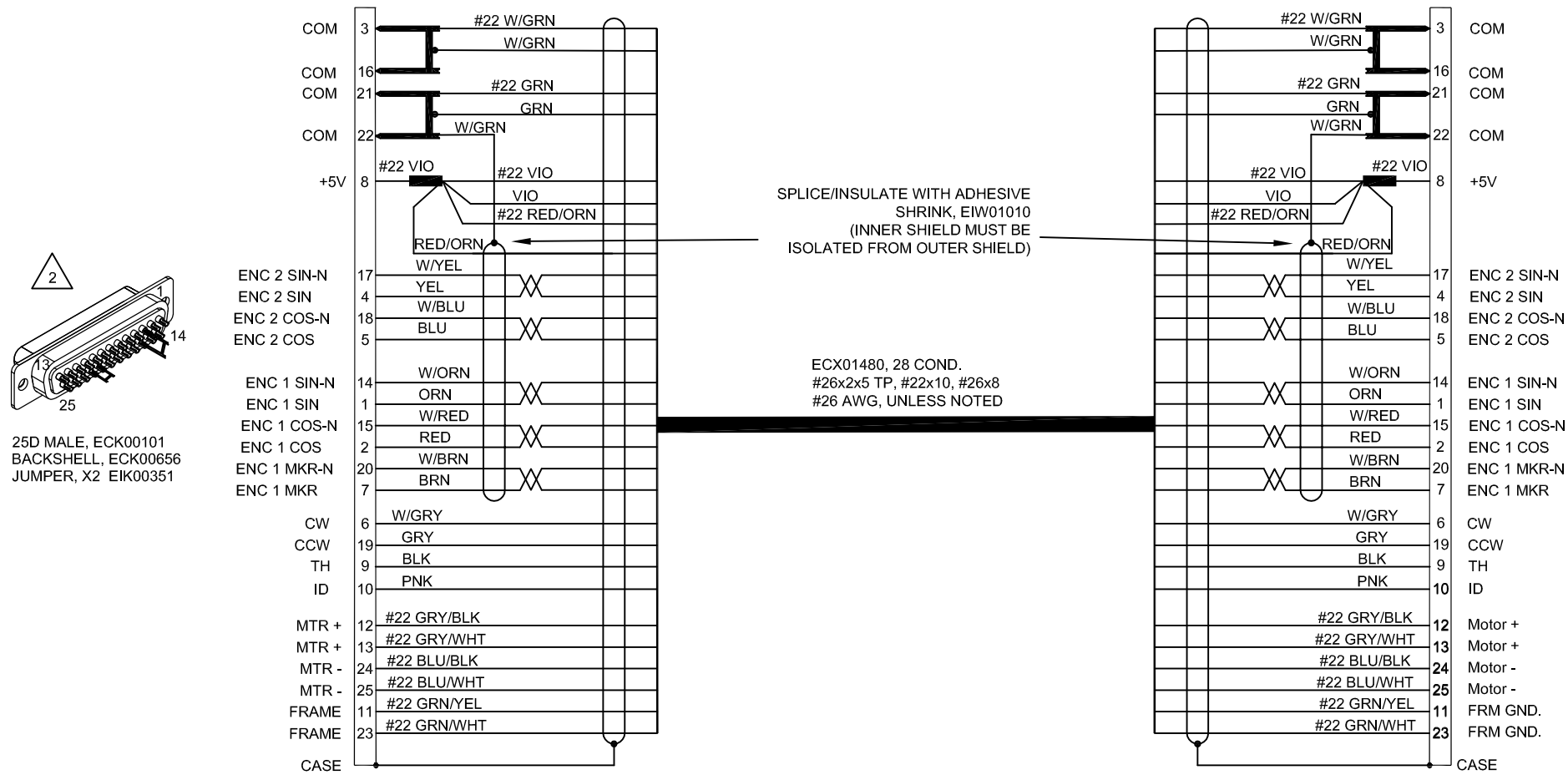
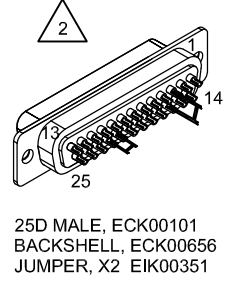


REVISIONS			
REV.	DESCRIPTION	DATE	DRAWN



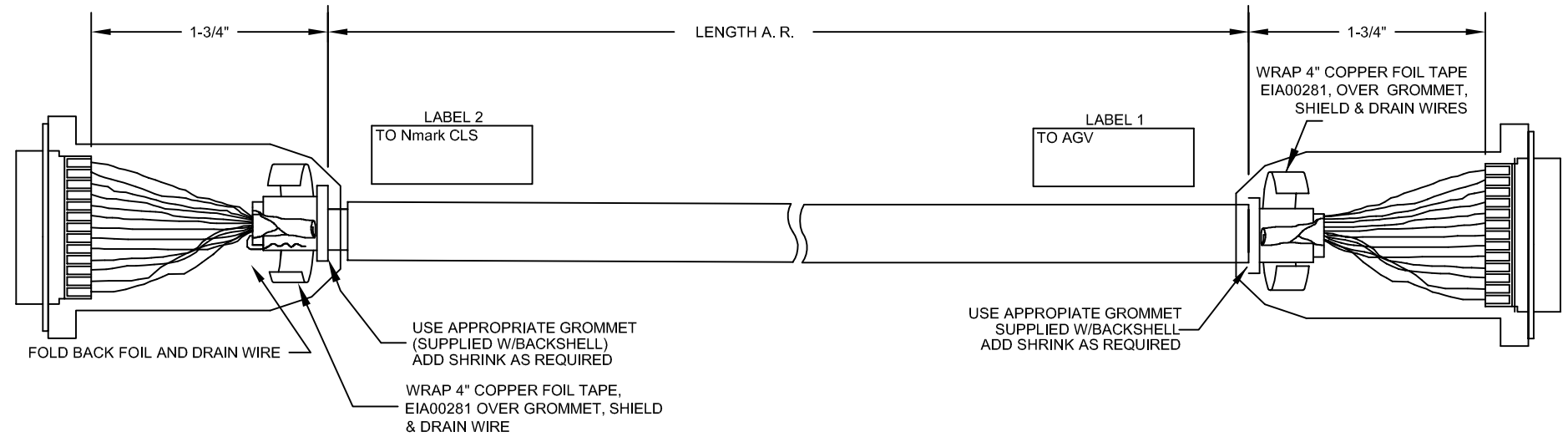
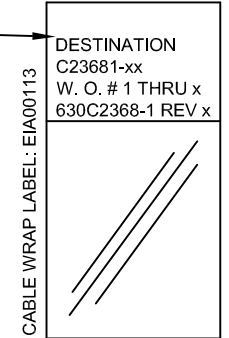
25D FEMALE, ECK00300 BACKSHELL, ECK00656 JUMPER, X2, EIK00351



25D MALE, ECK00101 BACKSHELL, ECK00656 JUMPER, X2, EIK00351

3 LABELS: 2 REQUIRED, 1 AT EACH END

SEE LABELS 1-2 FOR DESTINATION



- 3 SIGNIFIES A TWISTED PAIR OF WIRES, NOT A SPLICE/CONNECTION.
- 2 APPLY SHRINK TUBING TO ALL WIRE/SOLDER-CUP JOINTS. CARE MUST BE TAKEN NOT TO OVER-HEAT THE WIRES DURING SOLDERING AND THE APPLICATION OF THE SHRINK TUBING. SHRINK TUBING IS TO INSULATE ADJACENT CONTACTS AND PROVIDE STRIAN RELIEF FOR THE INDIVIDUAL WIRES.
- 1 STARTING CABLE LENGTH SHOULD BE 4 IN LONGER THAN TOTAL LENGTH OF CABLE.

PROPRIETARY INFORMATION THIS DRAWING IS THE PROPERTY OF AEROTECH, INC. AND IS SUBMITTED IN CONFIDENCE AND SHALL NOT BE REPRODUCED NOR COPIED NOR DISCLOSED TO OTHERS UNDER PENALTY OF LAW.			AEROTECH, INC. 101 Zeta Drive Pittsburgh, PA. 15238-2897 (412) 963-7470 www.aerotech.com		
TOLERANCES ON FRACTIONS    DECIMALS    ANGLES 0 TO 6 ±1/32    .XX ±01    ± 0-30° OVER 6 ±1/16    .XXX ±005			<b>AGV To GL4</b> <b>Galvo 25D-25D-5ARMS-MAX160DM</b>		
RMS FINISH    EXCEPT AS NOTED			PART CODE	SIZE	REV.
DRAWN    3/1/2018    JFM			C23681	C	-
CHECKED    3/1/2018    JAB			SCALE	FILE NAME	SHEET
APPD.    3/1/2018    JFM			NTS	630C2368-1.Dwg	1 of 1