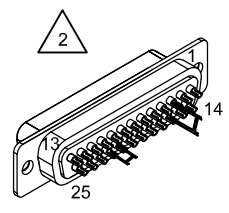
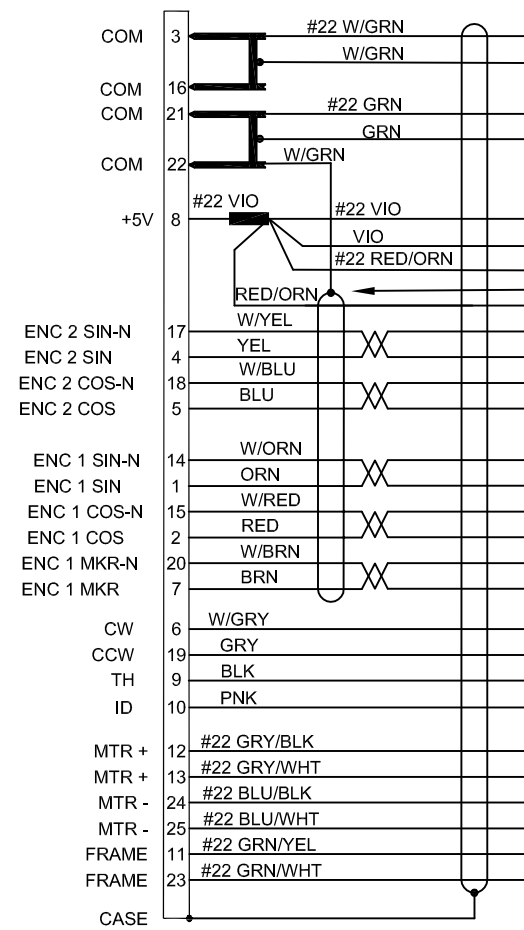


REVISIONS		DRAWN	DATE
REV.	DESCRIPTION	JFM	10/29/2018
A	ADDED ECO 2417		

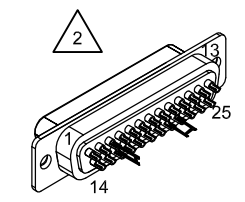
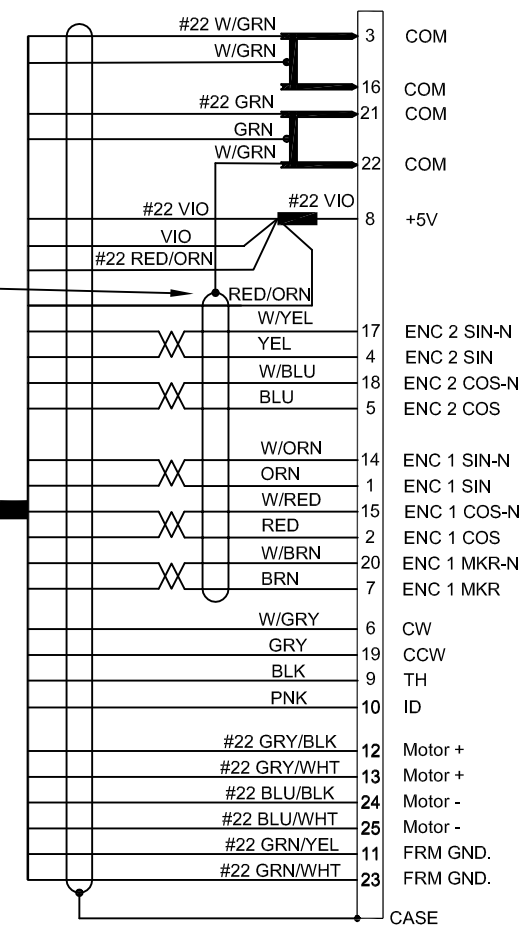


25D MALE, ECK00101
BACKSHELL, ECK00656
JUMPER, X2 EIK00351



SPLICE/INSULATE WITH ADHESIVE SHRINK, EIW01010 (INNER SHIELD MUST BE ISOLATED FROM OUTER SHIELD)

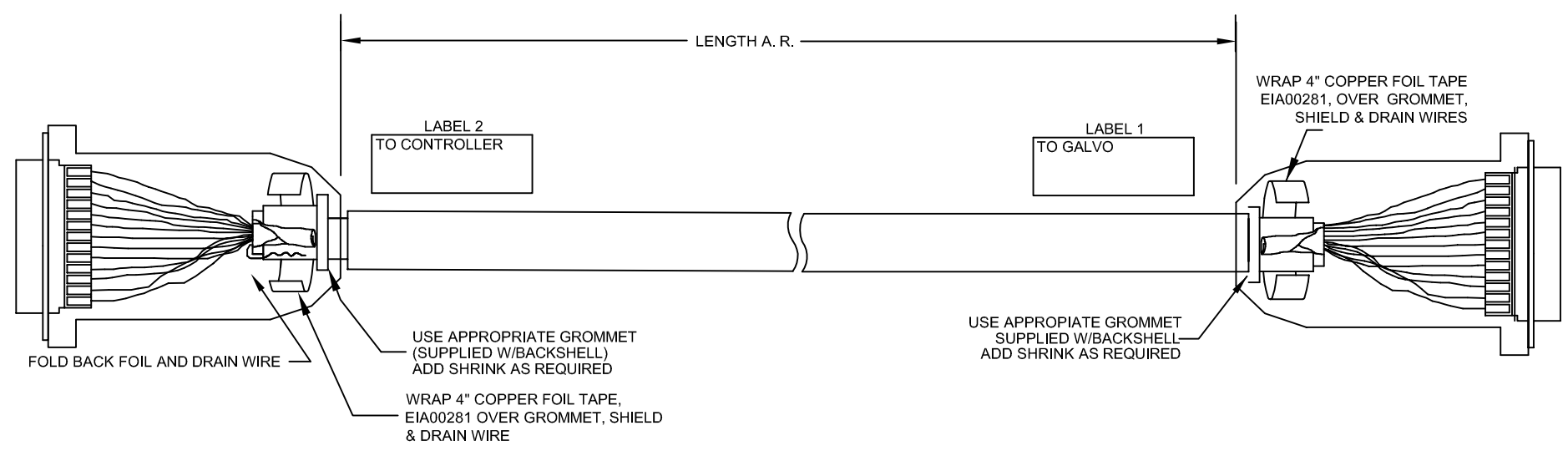
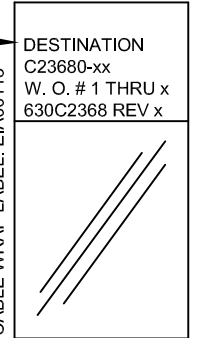
ECX01480, 28 COND.
#26x2x5 TP, #22x10, #26x8
#26 AWG, UNLESS NOTED



25D FEMALE, ECK00300
BACKSHELL, ECK00656
JUMPER, X2, EIK00351

3 LABELS:
2 REQUIRED, 1 AT EACH END

SEE LABELS 1-2 FOR DESTINATION



3 SIGNIFIES A TWISTED PAIR OF WIRES, NOT A SPLICE/CONNECTION.

2 APPLY SHRINK TUBING TO ALL WIRE/SOLDER-CUP JOINTS. CARE MUST BE TAKEN NOT TO OVER-HEAT THE WIRES DURING SOLDERING AND THE APPLICATION OF THE SHRINK TUBING. SHRINK TUBING IS TO INSULATE ADJACENT CONTACTS AND PROVIDE STRIAN RELIEF FOR THE INDIVIDUAL WIRES.

1 STARTING CABLE LENGTH SHOULD BE 4 IN LONGER THAN TOTAL LENGTH OF CABLE.

PROPRIETARY INFORMATION THIS DRAWING IS THE PROPERTY OF AEROTECH, INC. AND IS SUBMITTED IN CONFIDENCE AND SHALL NOT BE REPRODUCED NOR COPIED NOR DISCLOSED TO OTHERS UNDER PENALTY OF LAW.			AEROTECH, INC. 101 Zeta Drive Pittsburgh, PA. 15238-2897 (412) 963-7470 www.aerotech.com		
TOLERANCES ON FRACTIONS DECIMALS ANGLES 0 TO 6 1/32 .XX ±01 ± 0-30° OVER 6 1/16 .XXX ±005			CLS/GL4/GCL TO GALVO Galvo 25D-25D-10ARMS-MAX160DM		
RMS FINISH <input checked="" type="checkbox"/> EXCEPT AS NOTED			PART CODE	SIZE	REV.
DRAWN	3/1/2018	JFM	C23680	C	A
CHECKED	3/1/2018	JAB			
APPD.	3/1/2018	JFM	SCALE NTS	FILE NAME 630C2368.Dwg	SHEET 1 of 1