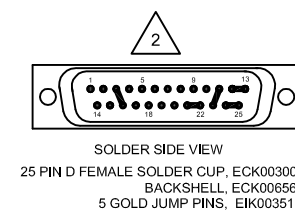
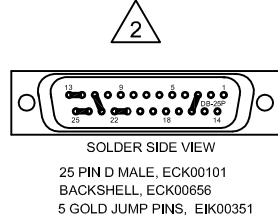
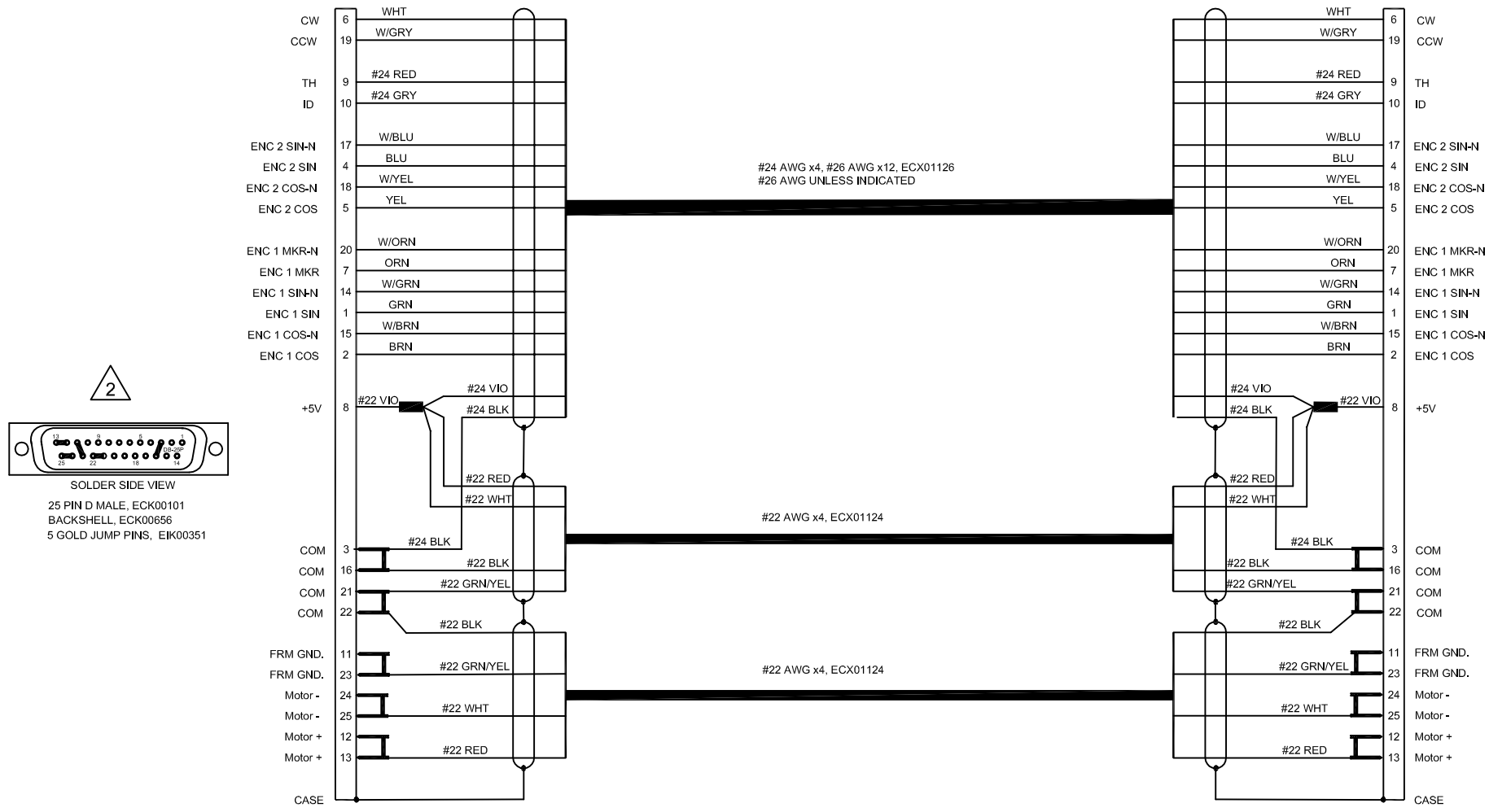
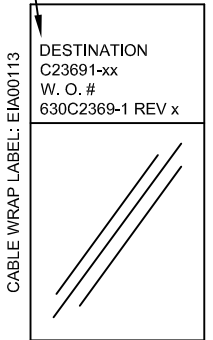


| REVISIONS |             |      |       |
|-----------|-------------|------|-------|
| REV.      | DESCRIPTION | DATE | DRAWN |
|           |             |      |       |

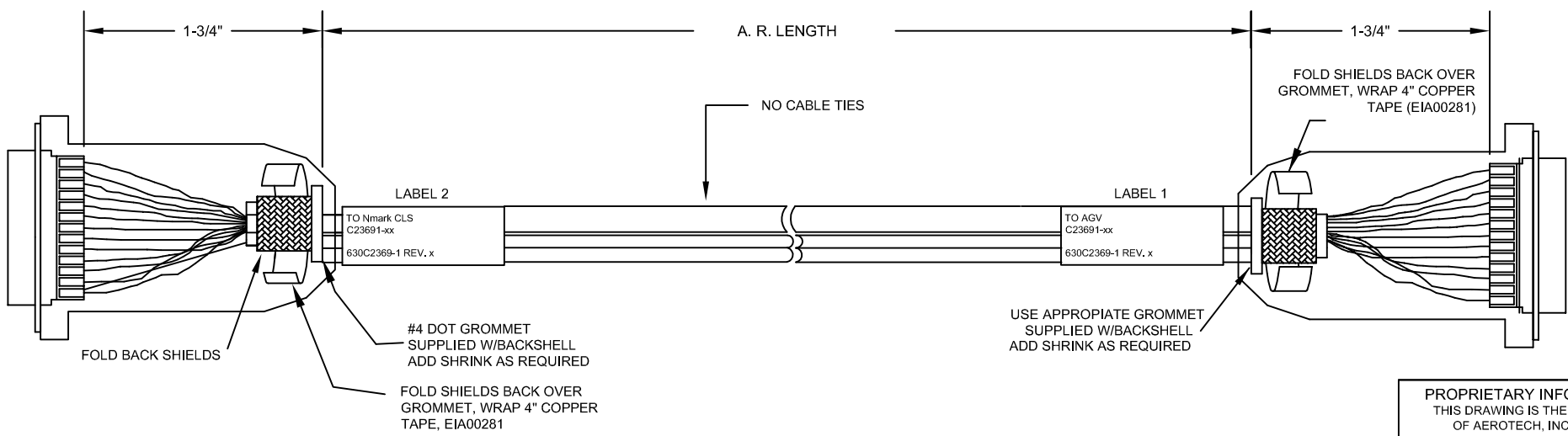


3 LABELS:  
2 REQUIRED, 1 AT EACH END  
SEE LABELS 1-2  
FOR DESTINATION



2 APPLY SHRINK TUBING TO ALL WIRE/SOLDER-CUP JOINTS.  
CARE MUST BE TAKEN NOT TO OVER-HEAT THE WIRES  
DURING SOLDERING AND THE APPLICATION OF THE SHRINK TUBING.  
SHRINK TUBING IS TO INSULATE ADJACENT CONTACTS AND  
PROVIDE STRIAN RELIEF FOR THE INDIVIDUAL WIRES.

1 STARTING CABLE LENGTH SHOULD BE 4 IN LONGER  
THAN TOTAL LENGTH OF CABLE.



|  |                   |     |  |                          |              |
|--|-------------------|-----|--|--------------------------|--------------|
| PROPRIETARY INFORMATION<br>THIS DRAWING IS THE PROPERTY<br>OF AEROTECH, INC. AND IS<br>SUBMITTED IN CONFIDENCE AND<br>SHALL NOT BE REPRODUCED NOR<br>COPIED NOR DISCLOSED TO OTHERS<br>UNDER PENALTY OF LAW. |                   |     | AEROTECH, INC. 101 Zeta Drive<br>Pittsburgh, PA. 15238-2897<br>(412) 963-7470 www.aerotech.com |                          |              |
| TOLERANCES ON<br>FRACTIONS    DECIMALS    ANGLES<br>0 TO 6 1/32    .XX ±01    ± 0-30°<br>OVER 6 1/16    .XXX ±005  |                   |     | <h2>AGV To GL4</h2> <h3>GALVO 25D-25D-5ARMS-HF65-MAX175DM</h3>                                 |                          |              |
| RMS FINISH   | ✓ EXCEPT AS NOTED |     | PART CODE  | SIZE                     | REV.         |
| DRAWN  | 3/1/2018          | JFM | C23691   | C                        | -            |
| CHECKED  | 3/1/2018          | JAB | 630C2369-1   |                          |              |
| APPD.  | 3/1/2018          | JFM | SCALE NTS  | FILE NAME 630C2369-1.Dwg | SHEET 1 of 1 |