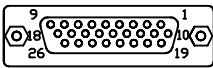


REVISIONS				
REV.	ZONE	DESCRIPTION	DATE	DRAWN

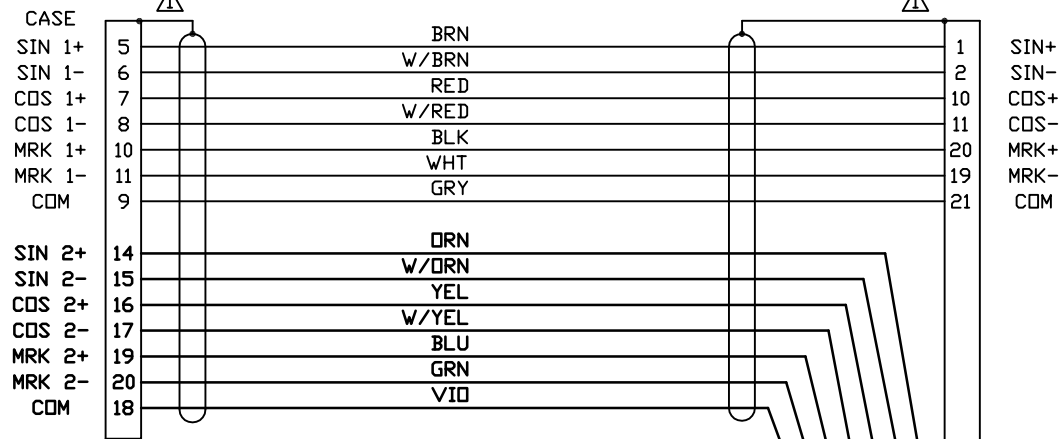
ECX01338
14 COND. #28
LENGTH A.R. SEE NOTE 3.

TO
SENSOR FUSION
SF-ENC-01 Card

WIRE SIDE VIEW

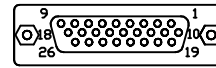


26 HD MALE, ECK01259
45° BACKSHELL, ECK01173



TO
CP/CL/HPE/HLE drive
Aux I/O
J104

WIRE SIDE VIEW



26 HD MALE, ECK01259
BACKSHELL, ECK01022

SHIELD TERMINATION

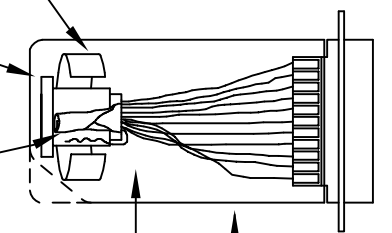
WRAP 6" COPPER FOIL (EIA281)
OVER GROMMET, SHIELD & DRAIN WIRE

USE APPROPRIATE GROMMET
SUPPLIED W/BACKSHELL

FOLD BACK FOIL SHIELD
SUCH THAT THE SILVER
PART IS OUTSIDE

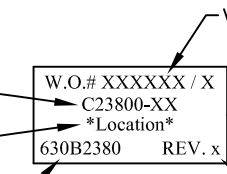
TWIST & FOLD BACK
SHIELD DRAIN WIRE

BACKSHELL



LABELS

CABLE NAME AND LENGTH
IN DECIMETERS (XX)
XX = 1 TO xx
SEE ASSY VIEW FOR
Location TEXT

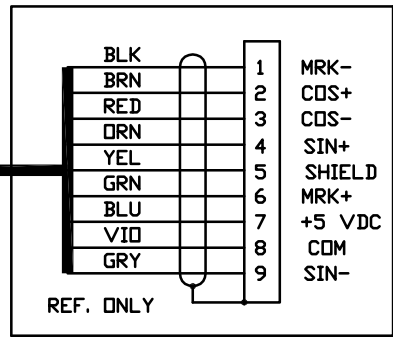
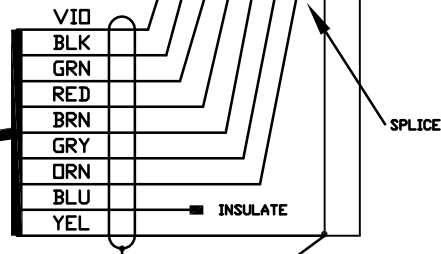


WORK ORDER #

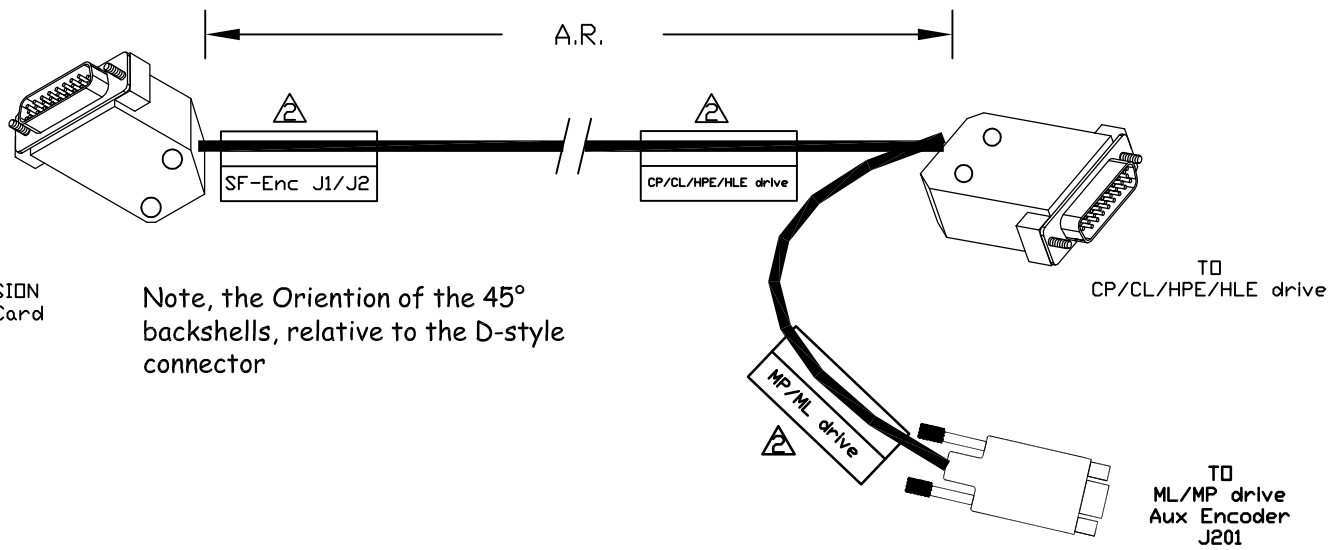
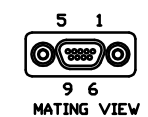
PART #: EIA00113
TEXT STYLE:
PRESTIGE PICA 10pt
CURRENT
REVISION
LEVEL x

LENGTH

CAUTION, CABLE LENGTHS (XX) ARE IN DECIMETERS
EXAMPLE: C23800-3
3 = 3 DECIMETERS (300mm) = 1FT.



TO
ML/MP drive
Aux Encoder
J201



PROPRIETARY INFORMATION
THIS DRAWING IS THE PROPERTY
OF AEROTECH, INC. AND IS
SUBMITTED IN CONFIDENCE AND
SHALL NOT BE REPRODUCED NOR
COPIED NOR DISCLOSED TO OTHERS
UNDER PENALTY OF LAW.



AEROTECH, INC. 101 Zeta Drive
Pittsburgh, PA. 15238
(412)963-7470
www.aerotech.com

TOLERANCES ON		
FRACTIONS	DECIMALS	ANGLES
0 TO 6 ± 1/32	.XX ± .01	± 0-30'
OVER 6 ± 1/16	.XXX ± .005	

RMS FINISH EXCEPT AS NOTED

**SENSOR FUSION CABLE
DUAL ENCODER INPUT FROM 2 DRIVES
SF FB-26HD-26HD-9MD-MAX100DM**

DRAWN	JFM	6/5/2012
CHECKED	AGS	6/5/2012
APPD.	JFM	6/5/2012

PART CODE	SIZE	REV.
C23800	B	-
630B2380		
SCALE NTS	FILE NAME	SHEET
	630B238001.Dwg	1 OF 1