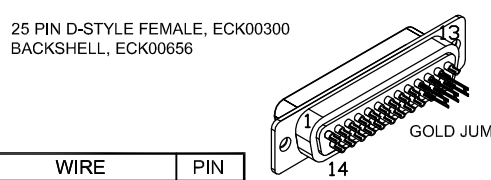
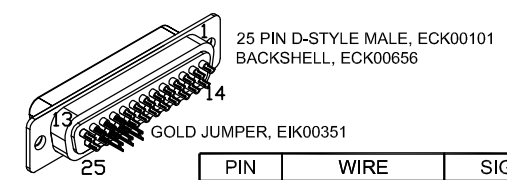


REV.		DESCRIPTION		REVISIONS	DRAWN	DATE
A		ADDED ECN 16215		JFM	11/14/2014	



PIN	WIRE	SIGNAL
13	-	-
12	ORN	MTR ØB
11	BLU	MTR ØA
10	YEL	MTR RETURN
9	-	-
8	-	-
7	W/GRY	CCW-LMT
6	GRN	LMT COM
5	BLK	ENC COM
4	-	-
3	-	-
2	-	-
1	REMOVE PIN	REMOVE PIN
CASE	SHIELD	SHIELD
14	-	-
15	-	-
16	-	-
17	VIO	ENC +5V
18	WHT/GRN	ID
19	WHT/BRN	CW+LMT
20	-	-
21	-	-
22	W/YEL	MTR RETURN
23	W/BLU	MTR ØA
24	W/ORN	MTR ØB
25	-	-

SIGNAL	WIRE	PIN
-	-	13
MTR ØB	ORN	12
MTR ØA	BLU	11
MTR RETURN	YEL	10
-	-	9
-	-	8
CCW-LMT	W/GRY	7
LMT COM	GRN	6
ENC COM	BLK	5
-	-	4
-	-	3
-	-	2
KEY	KEY	1
SHIELD	SHIELD	CASE
-	-	14
-	-	15
-	-	16
ENC +5V	VIO	17
ID	WHT/GRN	18
CW+ LMT	WHT/BRN	19
-	-	20
-	-	21
MTR RETURN	W/YEL	22
MTR ØA	W/BLU	23
MTR ØB	W/ORN	24
-	-	25

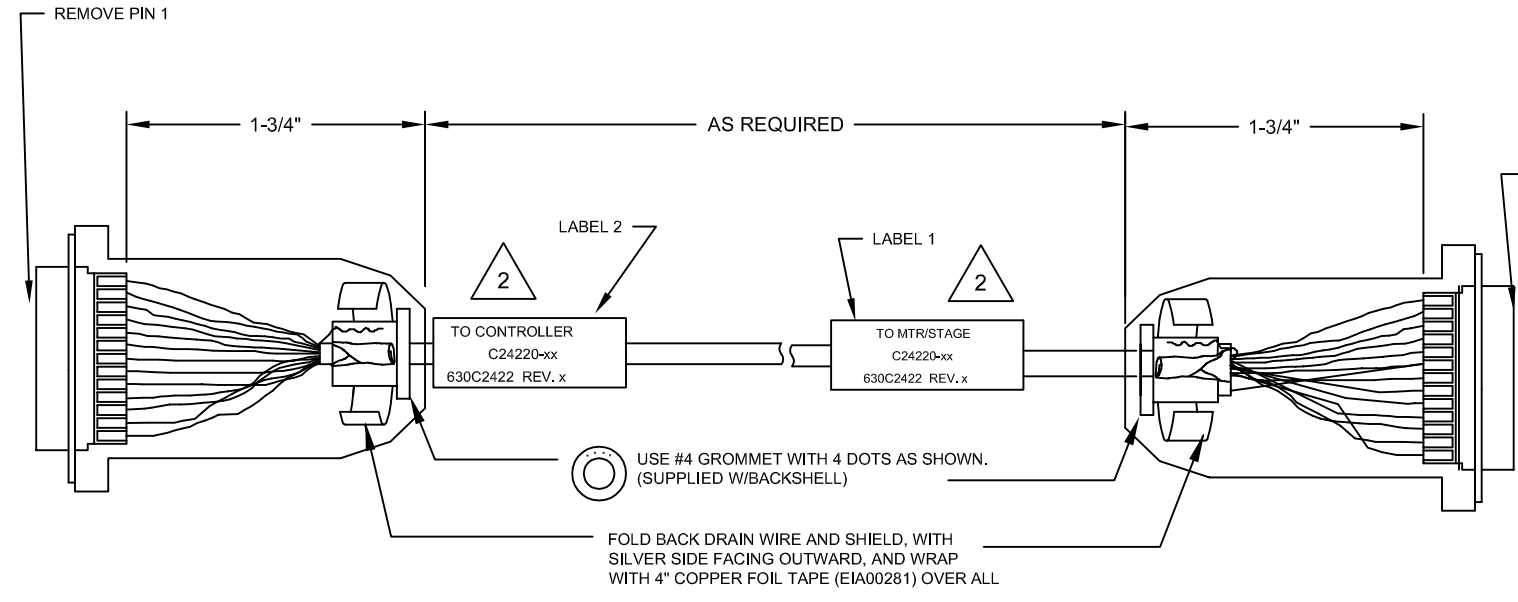
ECX01009
16 COND., #24

UNUSED: GRY, WHT, BRN, RED

ADD GOLD JUMPER
EIK00351, 3 PLS.

ADD GOLD JUMPERS
EIK00351

INSERT KEY (ECK00785) INTO
PIN 1 (USE EPOXY TO SECURE).



INSERT KEY (ECK00785) INTO
PIN 1 (SECURE WITH EPOXY).

- 2 LABEL EACH END OF CABLE WITH EIA00113
- 1 STARTING CABLE LENGTH SHOULD BE 6 IN LONGER THAN TOTAL LENGTH OF CABLE. LENGTH OF CABLE IS DESIGNATED BY THE (XX) IN CABLE NAME.

PROPRIETARY INFORMATION THIS DRAWING IS THE PROPERTY OF AEROTECH, INC. AND IS SUBMITTED IN CONFIDENCE AND SHALL NOT BE REPRODUCED NOR COPIED NOR DISCLOSED TO OTHERS UNDER PENALTY OF LAW.		AEROTECH, INC., 101 Zeta Drive Pittsburgh, PA. 15238-2897, USA HTTP://www.aerotech.com	
TOLERANCES ON FRACTIONS DECIMALS ANGLES 0 TO 6 1/32 .XX ±01 ± 0-30' OVER 6 ±1/16 .XXX ±005		C24220-xx (Lab to SM) CABLE: SM & FB-25D 25D-3ARMS-MAX160DM	
RMS FINISH	✓	EXCEPT AS NOTED	
DRAWN	JFM	7/16/2013	PART CODE
CHECKED	TES	7/16/2013	C24220
APPD.	JFM	7/16/2013	SIZE
			C
			630C2422
			REV. A
SCALE	NTS	FILE NAME	630C2422.Dwg
		SHEET	1 OF 1