

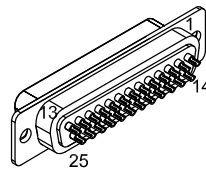
REVISIONS			
REV.	DESCRIPTION	DRAWN	DATE
A	ADDED ECN 16763	JFM	8/14/2015

PIN	WIRE	SIGNAL
13	#28 W/BRN	PIEZO+
12	#28 GRN/YEL	FRM
11	GRY/WHT	COM
10	BLK/WHT	COM
9	W/GRN	COM
	GRN	COM
8	REMOVE PIN	KEY
7	BRN/WHT	COM
6	#28 WHT	STAGE ID
5	-	-
4	-	-
3	W/BLK	COM
2	BLK	COM
1	(YEL) SHIELD	REF SHIELD
CASE	OUTER SHIELD	OUTER SHIELD
14	YEL COAX	REF
15	BRN	COM
16	#28 ORN	+3.3 VDC
17	-	-
18	#28 YEL	-12 VDC
19	#28 RED	+12 VDC
20	RED COAX	BIAS
21	(RED) SHIELD	BIAS SHIELD
22	BLU COAX	FDBK
23	(BLU) SHIELD	FDBK SHIELD
24	-	-
25	#28 W/GRY	PIEZO-

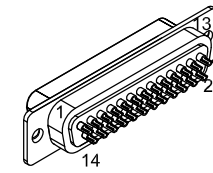
SIGNAL	WIRE	PIN
PIEZO+	#28 W/BRN	13
FRM	#28 GRN/YEL	12
COM	GRY/WHT	11
COM	BLK/WHT	10
COM	W/GRN	9
	GRN	9
KEY	EPOXY ECK00785	8
COM	BRN/WHT	7
STAGE ID	#28 WHT	6
-	-	5
-	-	4
COM	W/BLK	3
COM	BLK	2
REF SHIELD	(YEL) SHIELD	1
OUTER SHIELD	OUTER SHIELD	CASE
REF	YEL COAX	14
COM	BRN	15
+3.3 VDC	#28 ORN	16
-	-	17
-12 VDC	#28 YEL	18
+12 VDC	#28 RED	19
BIAS	RED COAX	20
BIAS SHIELD	(RED) SHIELD	21
FDBK	BLU COAX	22
FDBK SHIELD	(BLU) SHIELD	23
-	-	24
PIEZO-	#28 W/GRY	25

ECX01426
#28 AWG x7, #26 AWG x8
COAX x3
(#26 UNLESS NOTED)

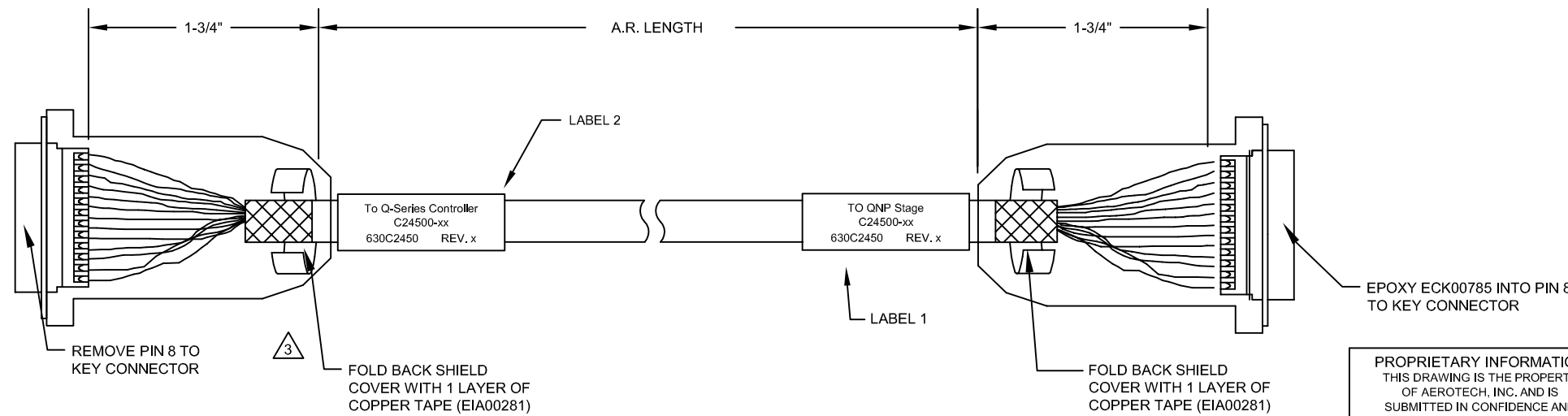
UNUSED WIRES:
NONE



25-PIN D-MALE, ECK00101
BACKSHELL, ECK01057
ADD SCREW LOCKS



25 PIN D-FEMALE, ECK00300
BACKSHELL, ECK01057
JACKSOCKETS, ECK01482

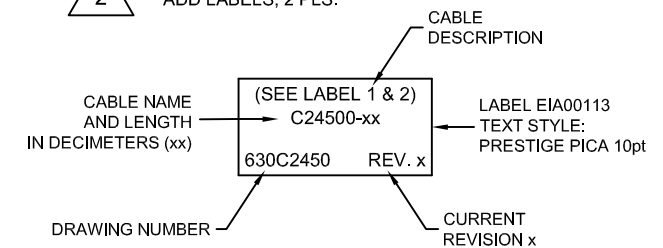


4 CABLE FITS TIGHTLY. CLAMP/COMPRESS BACKSHELL TO TIGHTEN SCREWS.

4 THERE ARE 3 COAX CABLES. TERMINATE EACH COAX CABLE AND ITS SHIELD WHERE INDICATED.

3 COPPER TAPE SHOULD NOT EXTEND OUTSIDE THE BACKSHELL

2 ADD LABELS, 2 PLS.



1 STARTING CABLE LENGTH SHOULD BE 5 IN LONGER THAN TOTAL LENGTH OF CABLE. LENGTH OF CABLE IS DESIGNATED BY THE (XX) IN CABLE NAME.

PROPRIETARY INFORMATION
THIS DRAWING IS THE PROPERTY OF AEROTECH, INC. AND IS SUBMITTED IN CONFIDENCE AND SHALL NOT BE REPRODUCED NOR COPIED NOR DISCLOSED TO OTHERS UNDER PENALTY OF LAW.



AEROTECH, INC. 101 Zeta Drive
Pittsburgh, PA. 15238
(412)963-7470
www.aerotech.com

TOLERANCES ON		
FRACTIONS	DECIMALS	ANGLES
0 TO 6 $\frac{1}{32}$.XX ± 0.01	$\pm 0-30^\circ$
OVER 6 $\frac{1}{16}$.XXX ± 0.005	

RMS FINISH EXCEPT AS NOTED

**QNP Piezo Stage
Extension Cable**

PZ MTR & FB-25D-25D-MAX100DM

DRAWN	JFM	12/23/2013	PART CODE	SIZE	REV.
CHECKED	ARW	12/23/2013	C24500-XX	C	A
APPD.	JFM	12/23/2013	SCALE	FILE NAME	
			NTS	630C2450.Dwg	SHEET 1 OF 1