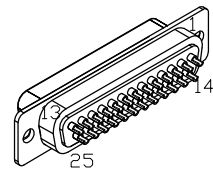


REV. DESCRIPTION		REVISIONS	
REV.	DESCRIPTION	DRAWN	DATE



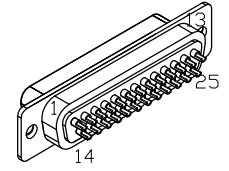
25-PIN D-MALE, ECK00101
BACKSHELL, ECK01057
ADD SCREW LOCKS

PIN	WIRE	SIGNAL
13	RED	PIEZO+
12	GRN	FRM
11		
10		
9		
8	REMOVE PIN	KEY
7	BLK	COM
6	ORN	STAGE ID
5		
4		
3		
2		
1		
CASE	SHIELD	OUTER SHIELD
14		
15		
16		
17		
18		
19		
20		
21		
22		
23		
24		
25	WHT	PIEZO-

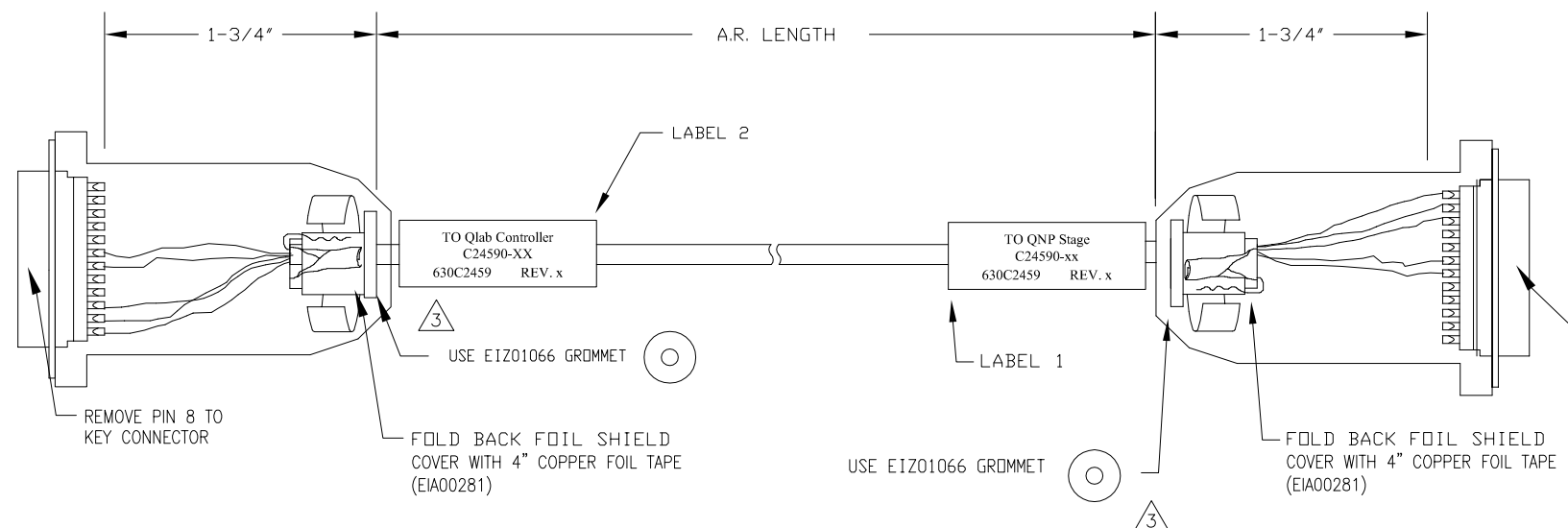
ECX01125, #26 x8

UNUSED WIRES:
BLU, WHT/BLK, RED/BLK

SIGNAL	WIRE	PIN
PIEZO+	RED	13
FRM	GRN	12
		11
		10
		9
KEY	EPOXY ECK00785	8
COM	BLK	7
STAGE ID	ORN	6
		5
		4
		3
		2
		1
SHIELD	OUTER SHIELD	CASE
		14
		15
		16
		17
		18
		19
		20
		21
		22
		23
		24
PIEZO-	WHT	25



25 PIN D-FEMALE, ECK00300
BACKSHELL, ECK01057
JACKSCKETS, ECK01482
SADDLE WASHER x2, ECK02154



- 3 VERIFY GROMMET IS SECURED TIGHTLY AROUND CABLE. IF NECESSARY BUILD UP WITH SHRINK TUBING.
- 2 ADD LABELS, 2 PLS.
 - CABLE DESCRIPTION
 - CABLE NAME AND LENGTH IN DECIMETERS (xx) → (SEE LABEL 1 & 2) → C24590-xx
 - DRAWING NUMBER → 630C2459
 - CURRENT REVISION x → REV. x
 - LABEL EIA00113 TEXT STYLE: PRESTIGE PICA 10pt
- 1 STARTING CABLE LENGTH SHOULD BE 5 IN LONGER THAN TOTAL LENGTH OF CABLE. LENGTH OF CABLE IS DESIGNATED BY THE (XX) IN CABLE NAME.

PROPRIETARY INFORMATION THIS DRAWING IS THE PROPERTY OF AEROTECH, INC. AND IS SUBMITTED IN CONFIDENCE AND SHALL NOT BE REPRODUCED NOR COPIED NOR DISCLOSED TO OTHERS UNDER PENALTY OF LAW.		AEROTECH, INC. 101 Zeta Drive Pittsburgh, PA. 15238 (412)963-7470 www.aerotech.com	
QNP Piezo Stage Open Loop Extension Cable PZ MTR 25DU-25DU-HF			
TOLERANCES ON FRACTIONS DECIMALS ANGLES 0 TO 6 ± 1/32 .XX ± .01 ± 0-30' OVER 6 ± 1/16 .XXX ± .005		PART CODE C24590-XX	SIZE C
RMS FINISH <input checked="" type="checkbox"/> EXCEPT AS NOTED	DRAWN JFM 2/6/2014 CHECKED ARW 2/6/2014 APPD. JFM 2/6/2014	630C2459	
SCALE NTS	FILE NAME 630C245901.Dwg	SHEET 1 OF 1	REV. -