

PIN	SIGNAL	WIRE	WIRE	WIRE
13	MTR ØC	CLR	-	-
12	MTR ØB	RED	-	-
11	MTR ØA	BLK	-	-
10	RETURN	GRN	-	-
9	HALL C	-	WHT	-
8	HALL A	-	BRN	-
7	CCW/-LMT	-	#24 BLK	-
6	LMT COM	-	-	#24 WHT
5	ENC COM	-	GRN	#24 GRN
4	MKR-N	-	WHT/ORN	-
3	SIN-N	-	WHT/BLU	-
2	COS-N	-	WHT/YEL	-
1	REMOVE PIN	-	-	-
CASE	SHIELD	SHIELD	SHIELD	SHIELD
14	COS	-	YEL	-
15	SIN	-	BLU	-
16	MKR	-	ORN	-
17	+5V	-	-	#24 VIO
18	STAGE ID	-	WHT/GRY	#24 PNK
19	CW/+LMT	-	#24 RED	-
20	THERM	-	WHT/GRN	-
21	HALL B	-	WHT/BRN	-
22	RETURN	JUMPER	-	-
23	MTR ØA	JUMPER	-	-
24	MTR ØB	JUMPER	-	-
25	MTR ØC	JUMPER	-	-

ADD GOLD JUMPER EIK00351, 4 PLS.

ECX01276
4 COND., #22 AWG

ECX01366
16 COND., #26x12, #24x4
ALL #26, UNLESS NOTED OTHERWISE
UNUSED: #24 GRY, #24 VIO

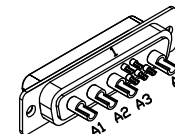
ECX01279
5 COND., #24 AWG
UNUSED: #24 GRY

SIGNAL	WIRE	PIN
MOTOR ØA	BLK	A1
MOTOR ØB	RED	A2
MOTOR ØC	CLR	A3
FRAME GROUND	GRN	A4
SHIELD	GRN/WHT	1
SHIELD	SHIELD	CASE

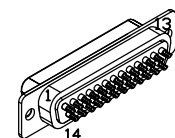
SIGNAL	WIRE	WIRE	PIN
-	-	-	13
CW/+ LMT	#24 RED	-	12
HALL C	WHT	-	11
HALL A	BRN	-	10
-	-	-	9
-	-	-	8
MKR	ORN	-	7
MKR-N	WHT/ORN	-	6
HALL B	WHT/BRN	-	5
STAGE ID	WHT/GRY	-	4
ENC +5V	-	#24 VIO	3
THERMISTOR	WHT/GRN	-	2
SHIELD	GRN/WHT	-	1
SHIELD	SHIELD	SHIELD	CASE

SIGNAL	WIRE	WIRE	PIN
COS	YEL	-	14
COS-N	WHT/YEL	-	15
LMT +5V	-	#24 PNK	16
SIN	BLU	-	17
SIN-N	WHT/BLU	-	18
-	-	-	19
LMT COM	-	#24 WHT	20
ENC COM	GRN	#24 GRN	21
-	-	-	22
-	-	-	23
CCW/- LMT	#24 BLK	-	24
-	-	-	25

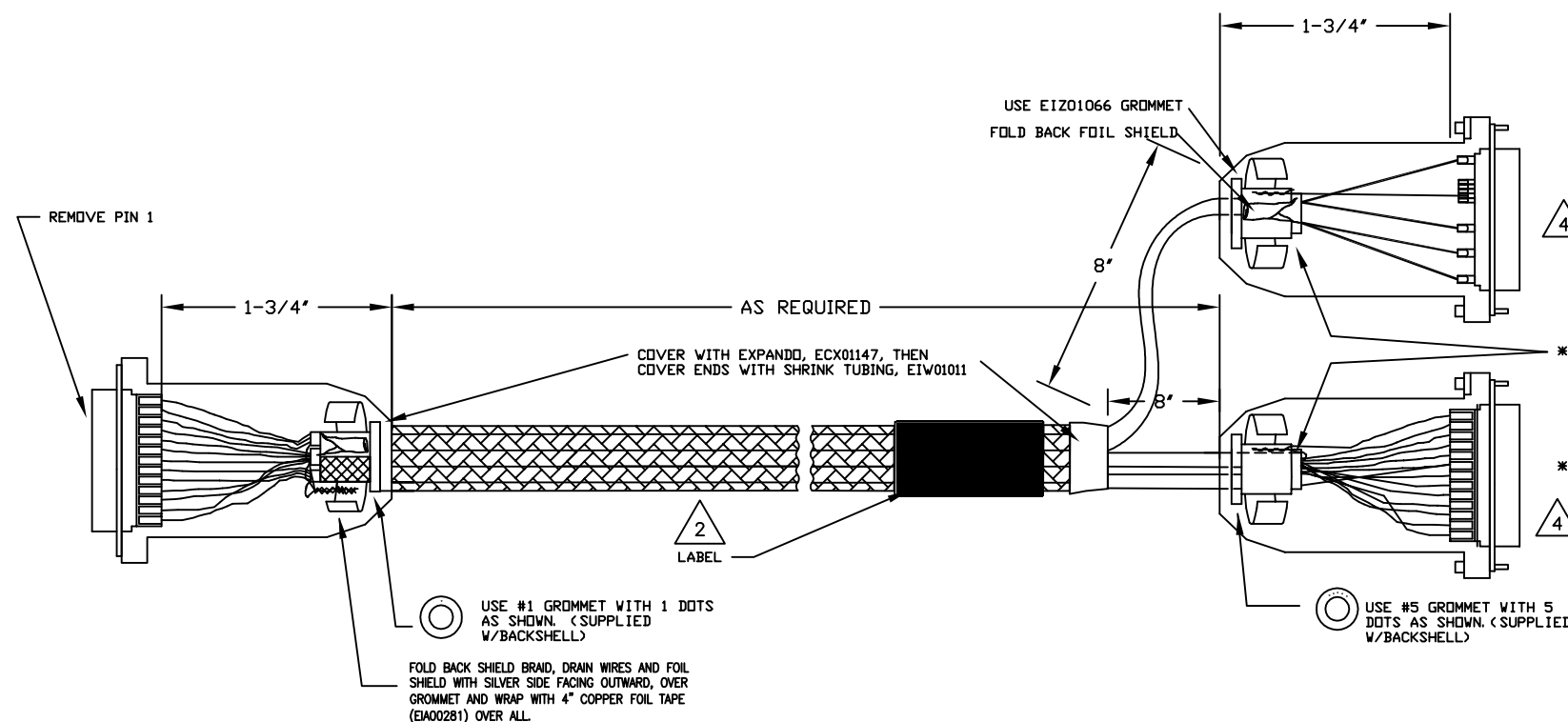
4 PIN HPD, FEMALE, ECK00657
20AMP SOCKET, QTY. 4, ECK00659
BACKSHELL, ECK00656



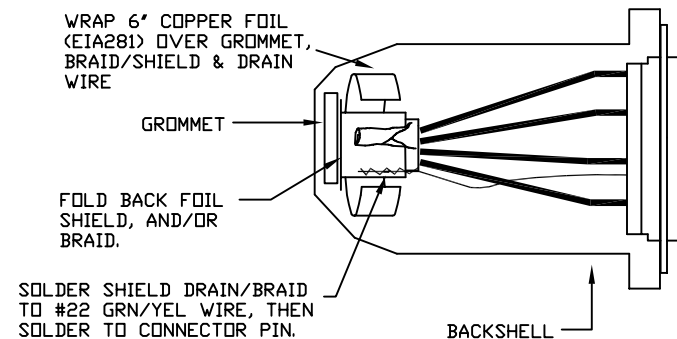
25 PIN D-STYLE FEMALE, ECK00300
BACKSHELL, ECK00656



REVISIONS			
REV.	DESCRIPTION	DATE	DRAWN



4 SHIELD TERMINATION TO BACKSHELL



2 LABEL CABLE WITH EIA00113

1 STARTING CABLE LENGTH SHOULD BE 24\"/>

PROPRIETARY INFORMATION
THIS DRAWING IS THE PROPERTY
OF AEROTECH, INC. AND IS
SUBMITTED IN CONFIDENCE AND
SHALL NOT BE REPRODUCED NOR
COPIED NOR DISCLOSED TO OTHERS
UNDER PENALTY OF LAW.



AEROTECH, INC., 101 Zeta Drive
Pittsburgh, PA. 15238-2897, USA
HTTP://www.aerotech.com

FRACTIONS	DECIMALS	ANGLES
0 TO 6 ± 1/32	.XX ± .01	± 0-30'
OVER 6 ± 1/16	.XXX ± .005	

RMS FINISH EXCEPT AS NOTED

DRAWN	TES	5/16/2014
CHECKED	AGS	5/16/2014
APPD.	TES	5/16/2014

C24671-xx (LAB TO 4DU/25DU)
BL MTR & FB-25DU 4DU-25DU-MAX95DM

PART CODE	SIZE	REV.
C24671	C	630C2467-1
SCALE NTS	FILE NAME	SHEET
	630C2467-101.Dwg	1 OF 1