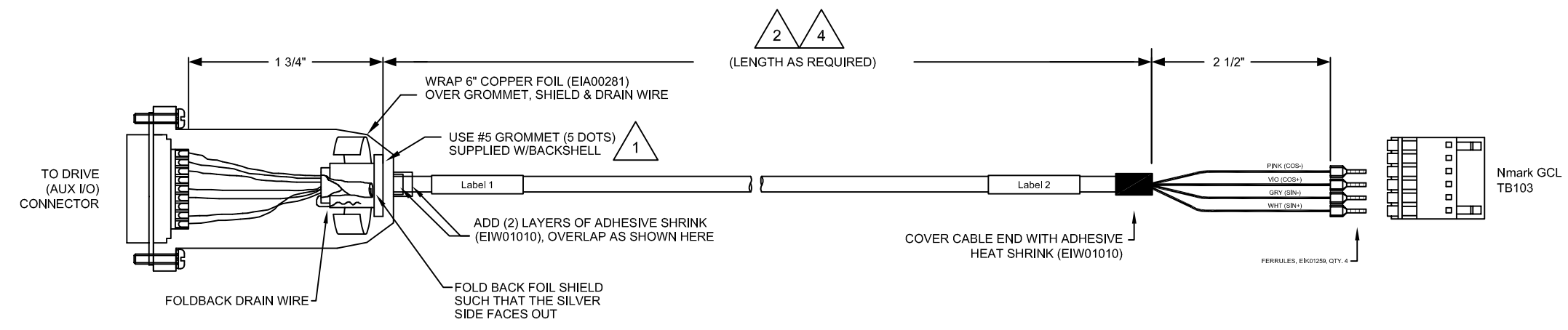
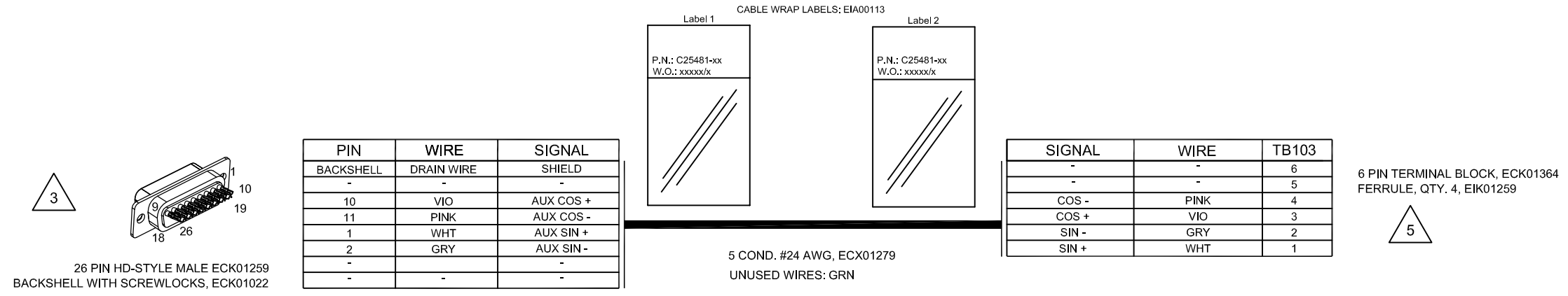




REVISIONS				
REV.	ZONE	DESCRIPTION	DATE	DRAWN
A		ADDE ECN17906	12/16	ZGKENNELLY



- 5 FERRULE CRIMP TOOL  
USE PHOENIX CONTACT CRIMPER "CRIMPFOX 6T-F"
  - 4 CABLE LENGTH  
CAUTION, CABLE LENGTHS (XX) ARE IN DECIMETERS  
EXAMPLE: C25481-3  
3 = 3 DECIMETERS (300mm) = 1 FT. (11.81")
  - 3 SOLDER CONNECTION, COVER WITH HEATSHRINK (EIW00100)  
AFTER SOLDERING WIRE TO PIN.
  - 2 STARTING CABLE LENGTH = 6"  
LONGER THAN REQUIRED LENGTH.
  - 1 USE #5 GROMMET WITH 5 DOTS AS SHOWN BELOW  
WHICH IS SUPPLIED W/BACKSHELL
- 

PROPRIETARY INFORMATION THIS DRAWING IS THE PROPERTY OF AEROTECH, INC. AND IS SUBMITTED IN CONFIDENCE AND SHALL NOT BE REPRODUCED NOR COPIED NOR DISCLOSED TO OTHERS UNDER PENALTY OF LAW.		 AEROTECH, INC. 101 Zeta Drive Pittsburgh, PA. 15238 (412)963-7470 www.aerotech.com	
TOLERANCES ON FRACTIONS    DECIMALS    ANGLES 0 TO 6 ±1/32    .XX ±.01    ± 0-30' OVER 6 ±1/16    .XXX ±.005		<b>CABLE:</b> <b>ENC-26HD-6TS-MAX120DM</b> <b>ADAPTOR: Aux I/O TO NMARK GCL</b>	
RMS FINISH    ✓    EXCEPT AS NOTED	DRAWN    JFM    12/29/2015	PART CODE    SIZE C25481    C	REV.    A
CHECKED    AGS    12/29/2015	APPD.    JFM    12/29/2015	SCALE    NTS	FILE NAME    630C2548-1.Dwg    SHEET    1 OF 1
		<b>630C2548-1</b>	