
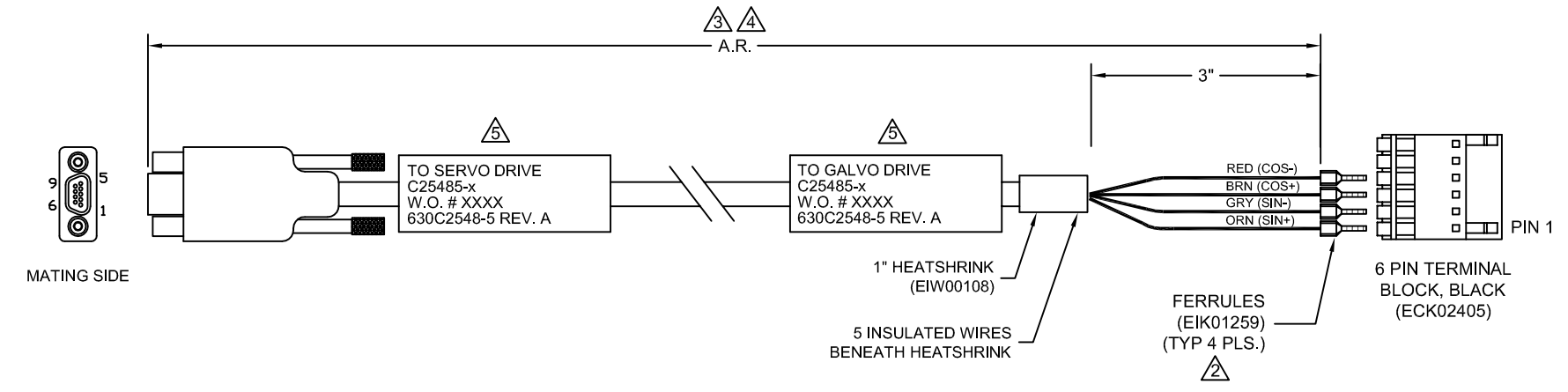


REVISIONS			
REV.	DESCRIPTION	DATE	DRAWN
A	INITIAL REV.	03/18	AFORREST



9 PIN MICRO-D ASSEMBLY
 1 - 5dm (ECZ01343)
 5 - 8dm (ECZ01481)



NOTES:

1 USE THE FOLLOWING FOR CABLE TOLERANCES

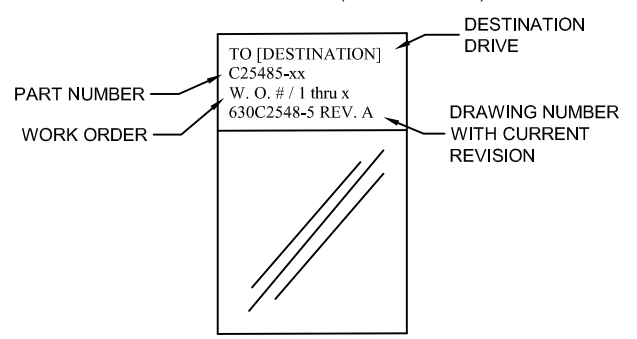
METRIC		IMPERIAL ENGLISH	
<0.3m	+25mm	<1ft	+1in
0.3m - 1.5m	+50mm	1ft - 5ft	+2in
1.5m - 3m	+100mm	5ft - 10ft	+4in
3m - 7.5m	+150mm	10ft - 25ft	+6in
>7.5m	+5%/0%	>25ft	+5%/0%

2 FERRULE CRIMP TOOL:
 USE PHOENIX CONTACT CRIMPER "CRIMPFOX 6T-F"

3 CABLE LENGTH:
 CAUTION, CABLE LENGTHS (XX) ARE IN DECIMETERS
 EXAMPLE: C25485-3
 3 = 3 DECIMETERS (300mm) = 1 FT. (11.81")

4 STARTING CABLE LENGTH = 6"
 LONGER THAN REQUIRED LENGTH.

5 CABLE WRAP LABELS (EIA00113):
 2 REQUIRED, (1 AT EACH END)



PROPRIETARY INFORMATION
 THIS DRAWING IS THE PROPERTY
 OF AEROTECH, INC. AND IS
 SUBMITTED IN CONFIDENCE AND
 SHALL NOT BE REPRODUCED NOR
 COPIED NOR DISCLOSED TO OTHERS
 UNDER PENALTY OF LAW.



AEROTECH, INC. 101 Zeta Drive
 Pittsburgh, PA. 15238
 (412)963-7470
 www.aerotech.com

TOLERANCES ON		
FRACTIONS	DECIMALS	ANGLES
0 TO 6 ± 1/32	.XX ± .01	± 0-30'
OVER 6 ± 1/16	.XXX ± .005	

RMS FINISH EXCEPT AS NOTED

**CABLE: ENC-9MDT-6TS-MAX17DM
 ML/MP/XC2 AUX ENCODER TO GCL/GL4**

DRAWN	AF	03/18	PART CODE	SIZE	REV.
CHECKED	ZGK	03/18	C25485-XX	C	A
APPD.	JFM	03/18	SCALE NTS	FILE NAME 630C2548-5SHT1.dwg	SHEET 1 OF 1