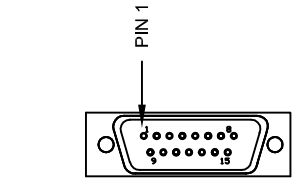
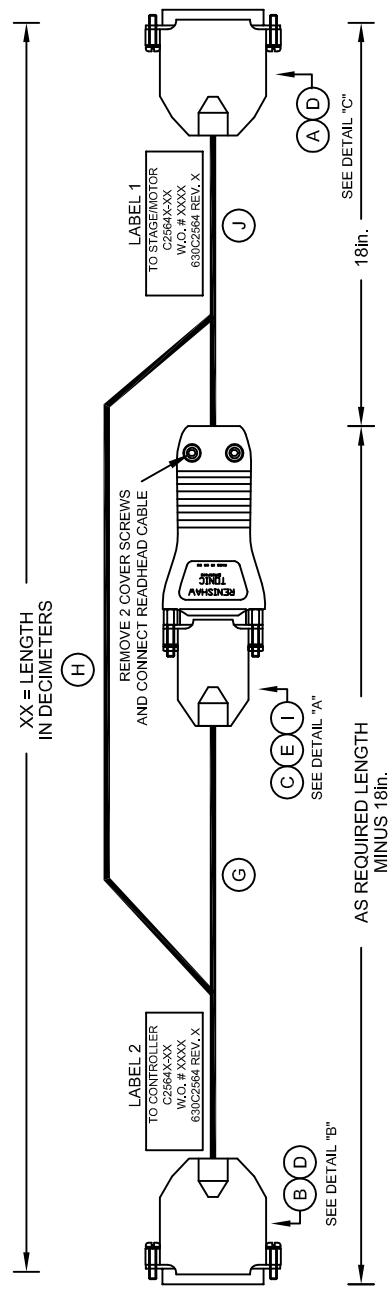
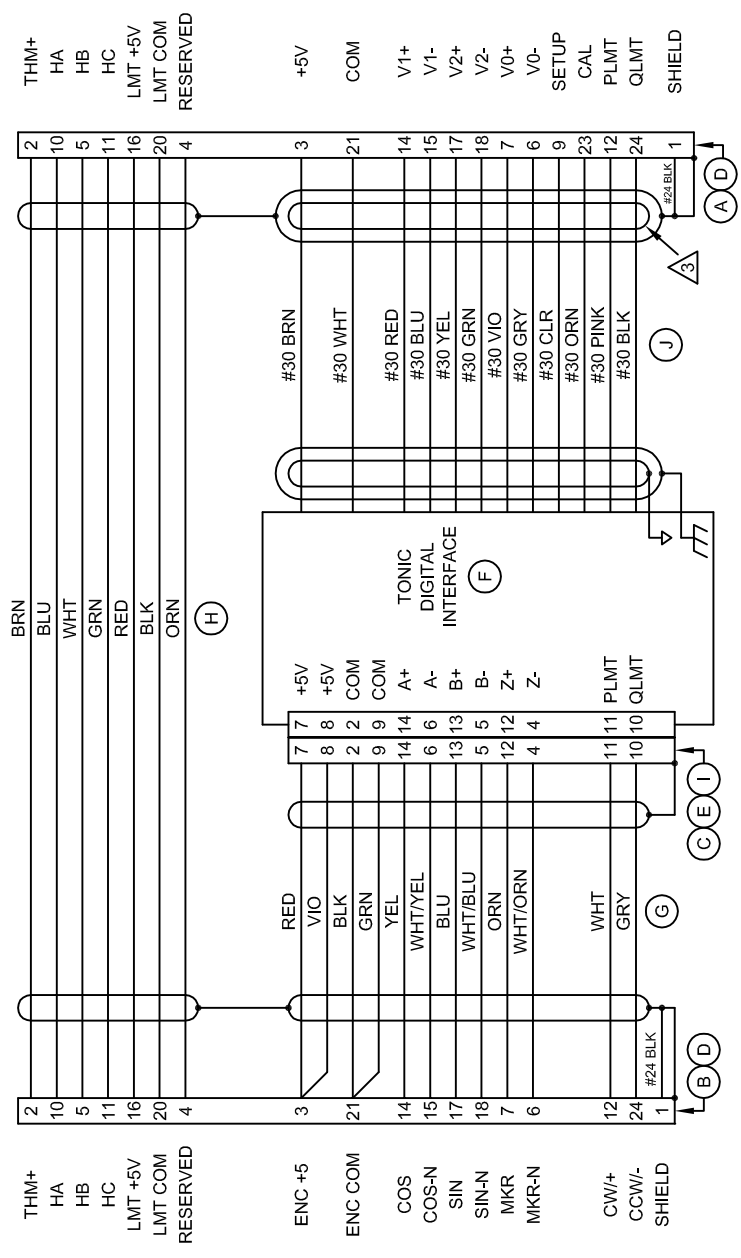
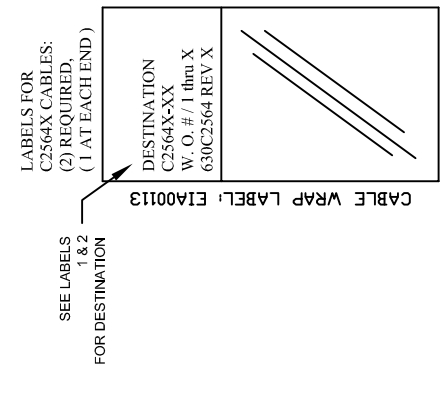


REV.	ZONE	DESCRIPTION	DATE	DRAWN

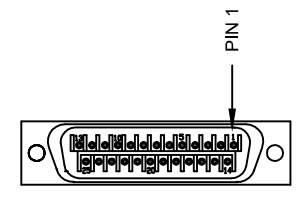
1. TIE WRAP CABLE EVERY ~2FT.
2. MAXIMUM CABLE LENGTH TO ALLOW NO MORE THAN A 0.45V DROP WITH A READ HEAD CURRENT LOAD OF 275mA.
3. INSULATE INNER SHIELD WITH SHRINK TUBING. INNER SHIELD SHOULD NOT MAKE CONTACT WITH OUTER SHIELD.
4. TONIC INTERFACE

CABLE PART NUMBER	TONIC #	RESOLUTION	COMP.#
C25641-XX	TI 0200 A 50 A	0.1UM	MAL01716
C25642-XX	TI 0400 A 50 A	50NM	MAL01759
C25643-XX	TI 1000 A 50 A	20NM	MAL01814
C25644-XX	TI 2000 A 50 A	10NM	MAL02213
C25645-XX	TI 4000 A 50 A	5NM	MAL01738
C25646-XX	TI 10KD A 50 A	2NM	MAL01801
C25647-XX	TI 20KD A 50 A	1NM	MAL01770

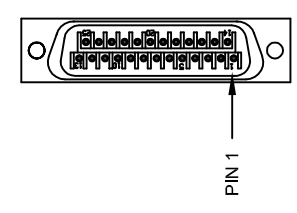
5. LABELING



DETAIL "A"
 PLUG #DB-15S (ECK00326)
 SOLDER VIEW



DETAIL "B"
 PLUG #DB-25P (ECK00101)
 SOLDER VIEW



DETAIL "C"
 SOCKET #DB-25S (ECK00300)
 SOLDER VIEW

PARTS LIST (FOR REFERENCE ONLY)

#	QTY.	DESCRIPTION	MFR.	PART NUMBER	COMP.#
A	1	25 PIN FEMALE D CONNECTOR	FCI	DB-25S	ECK00300
B	1	25 PIN MALE D CONNECTOR	FCI	DB-25P	ECK00101
C	1	15 PIN FEMALE D CONNECTOR	FCI	DA-15S	ECK00326
D	2	25 PIN BACKSHELL	AMPHENOL	17E-1726-2	ECK00656
E	1	15 PIN BACKSHELL	AMPHENOL	17E-1725-2	ECK01022
F	1	TONIC DIGITAL INTERFACE	RENISHAW	SEE NOTE 4	SEE NOTE 4
G	AR	16 COND #24 SHIELDED CABLE	CONSOLIDATED	-	ECK01009
H	AR	8 COND #24 SHIELDED CABLE	BELDEN	9538	ECX00570
I	1	JACKSOCKET	AMP	5207719-3	ECK00129
J	1	TONIC 1.0M CABLE ASSEMBLY	RENISHAW	A-9653-1005	MAL01895



PROPRIETARY INFORMATION
 THIS DRAWING IS THE PROPERTY OF AEROTECH, INC. AND IS SUBMITTED IN CONFIDENCE AND SHALL NOT BE REPRODUCED NOR COPIED NOR DISCLOSED TO OTHERS UNDER PENALTY OF LAW.

TOLERANCES UNLESS OTHERWISE SPECIFIED:
 FRACTIONS DECIMALS ANGLES
 0 TO 6 ± 1/32 .XX ± .01 ± 0-30'
 OVER 6 ± 1/16 .XXX ± .005

RMS FINISH EXCEPT AS NOTED

TONIC DIGITAL FEEDBACK CABLE (CABLE: BL FB-25DU-25DU-TONIC-XXUM-MAX180DM)	
REV.	-
PART CODE	C2564X-XX
SIZE	C
SCALE NTS	FILE NAME 630C256401.DWG
SHEET	1 OF 1