
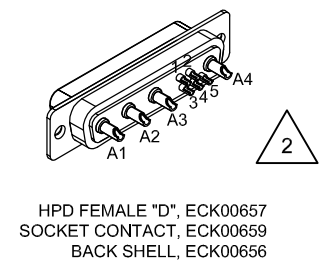


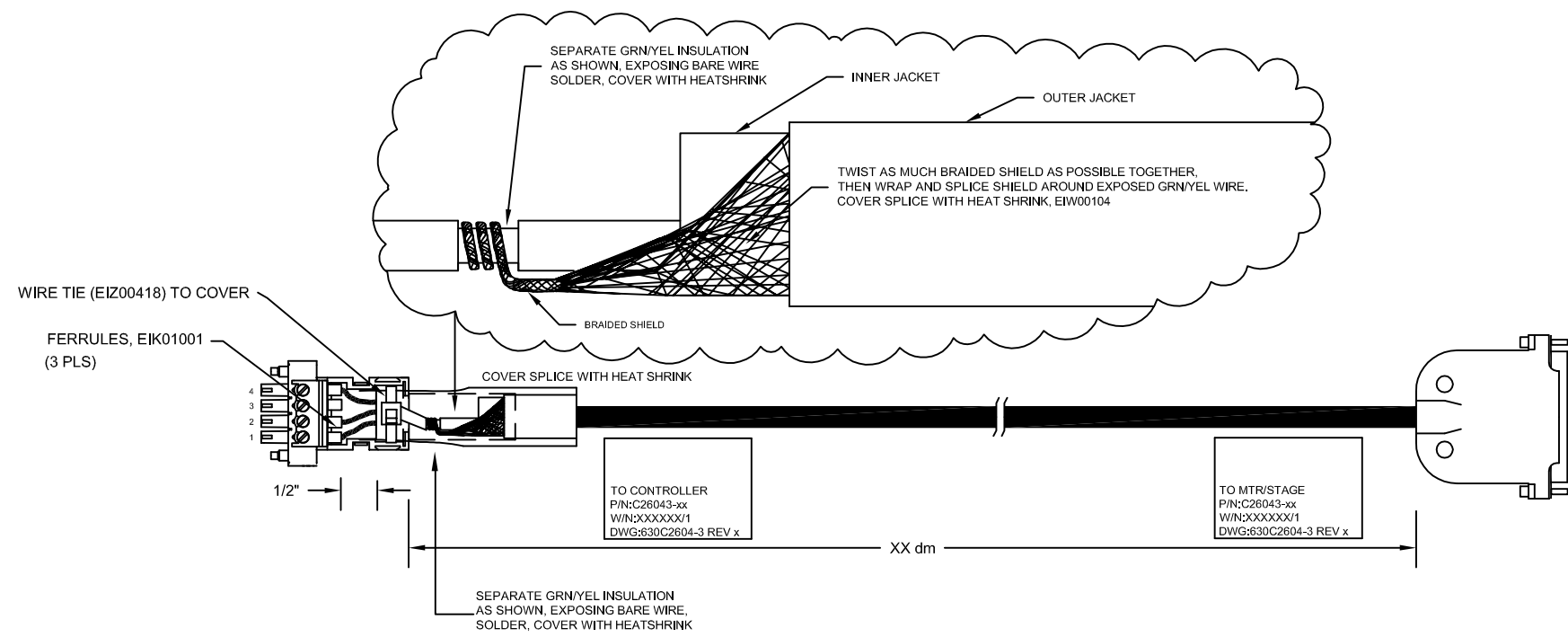
REVISIONS			
REV.	DESCRIPTION	DATE	DRAWN



4 PIN PLUG W/SCREWS, ECK1523  
HOUSING, ECK1520  
FERRULES, x3, EIK01001



HPD FEMALE "D", ECK00657  
SOCKET CONTACT, ECK00659  
BACK SHELL, ECK00656



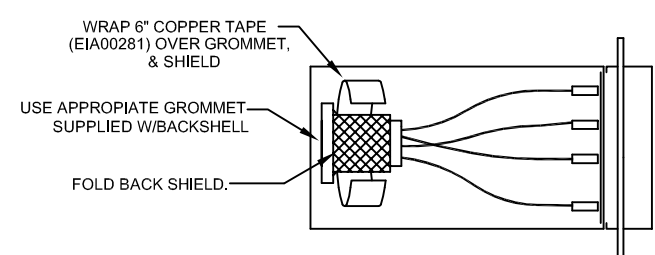
TO CONTROLLER  
P/N:C26043-xx  
W/N:XXXXXX/1  
DWG:630C2604-3 REV x

TO MTR/STAGE  
P/N:C26043-xx  
W/N:XXXXXX/1  
DWG:630C2604-3 REV x

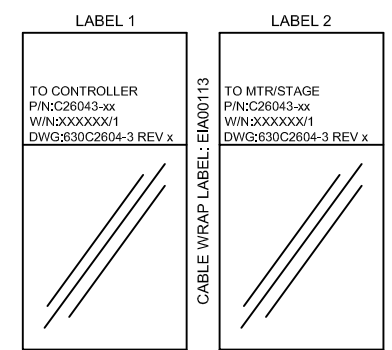
SEPARATE GRN/YEL INSULATION  
AS SHOWN, EXPOSING BARE WIRE,  
SOLDER, COVER WITH HEATSHRINK

- 3 VERIFY GROMMET IS SECURED TIGHTLY AROUND CABLE. IF NECESSARY BUILD UP WITH SHRINK TUBING.
- 2 INSULATE ALL SOLDER CUP CONNECTIONS WITH HEATSHRINK, TYP. EIW00104.

1 SHIELD TERMINATION



WRAP LABEL AROUND EACH END OF CABLE



PROPRIETARY INFORMATION THIS DRAWING IS THE PROPERTY OF AEROTECH, INC. AND IS SUBMITTED IN CONFIDENCE AND SHALL NOT BE REPRODUCED NOR COPIED NOR DISCLOSED TO OTHERS UNDER PENALTY OF LAW.		
TOLERANCES ON FRACTIONS    DECIMALS    ANGLES 0 TO 6 ±1/32    .XX ±.01    ± 0-30' OVER 6 ±1/16    .XXX ±.005		
RMS FINISH	<input checked="" type="checkbox"/>	EXCEPT AS NOTED
DRAWN	JFM	12/27/17
CHECKED	JAB	12/27/17
APPD.	JFM	12/27/17

**AEROTECH**  
AEROTECH, INC. 101 Zeta Drive  
Pittsburgh, PA. 15238  
(412)963-7470  
www.aerotech.com

**CABLE:**  
**DC MTR-4TS-4D-5ARMS-MAX450DM**  
(DC MOTOR CABLE WITH FLYING LEADS)

PART CODE	SIZE	REV.
C26043	C	-
SCALE	NTS	FILE NAME
		630C2604-3.Dwg
SHEET	1 of 1	