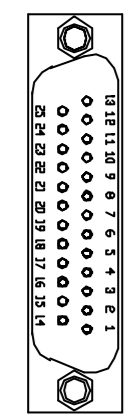
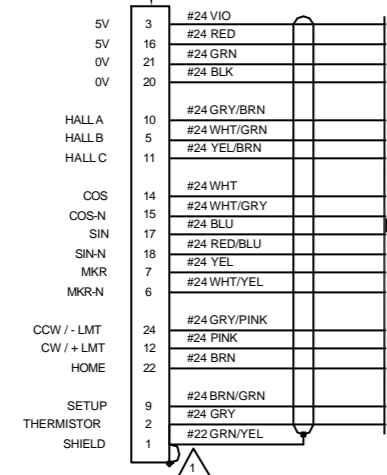


REVISIONS				
REV.	ZONE	DESCRIPTION	DATE	DRAWN

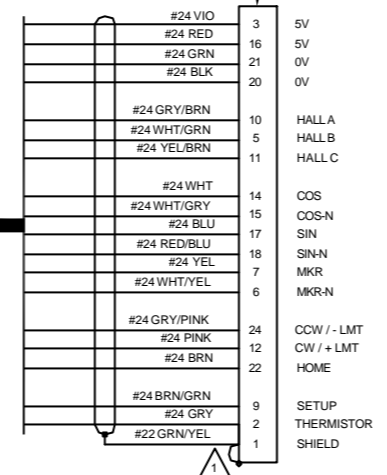
(1) DB25P CONNECTOR (ECK00101)
(1) DB25 BACK SHELL (ECK00656)



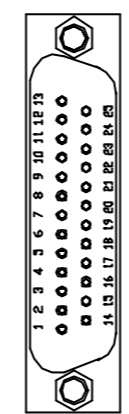
DETAIL-A
DB25P (ECK00101)
VIEW: WIRING SIDE



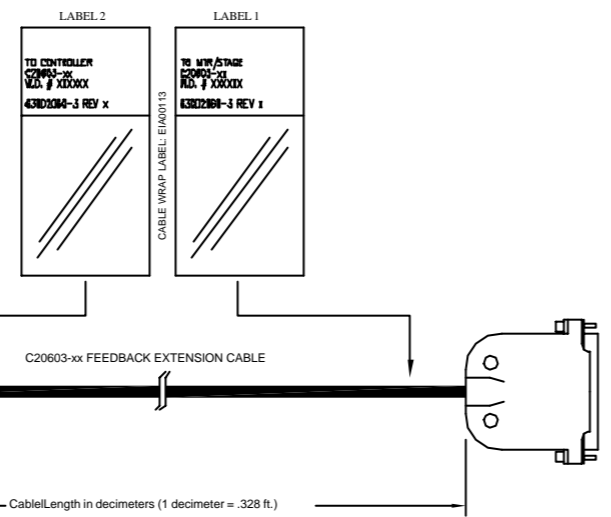
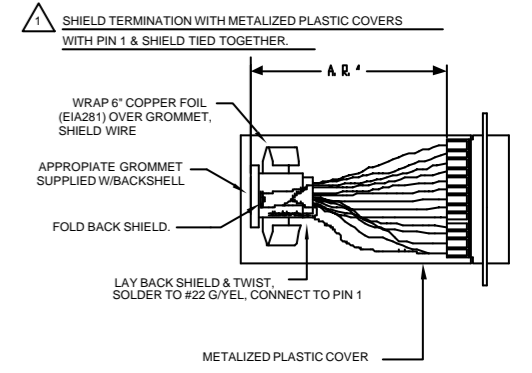
CABLE: LUTZE PN 117106
HIGH FLEX 18 COND 24 G
WITH SHIELD
(ECK01175)



(1) DB25S CONNECTOR (ECK00300)
(1) DB25 BACK SHELL (ECK00656)



DETAIL-B
DB25S (ECK00300)
VIEW: WIRING SIDE



PROPRIETARY INFORMATION THIS DRAWING IS THE PROPERTY OF AEROTECH, INC. AND IS SUBMITTED IN CONFIDENCE AND SHALL NOT BE REPRODUCED NOR COPIED NOR DISCLOSED TO OTHERS UNDER PENALTY OF LAW.			PART CODE: C20603-XX		XX = CABLE LENGTH IN DEICMETERS	
TOLERANCES ON DIMENSIONS UNLESS OTHERWISE SPECIFIED DECIMALS FRACTIONS ANGLES HOLE DIA TYPICAL ± .005 ± .001 ± .001			AEROTECH, INC. 101 Zeta Drive Pittsburgh, PA. 15238 (412)963-7470 www.aerotech.com			
RMS FINISH EXCEPT AS NOTED			C20603-XX (HIGH-FLEX FEEDBACK EXTENSION CABLE) CABLE: BL FB-25DU-25DU-EX-HF-XXDM			
DRAWN	JAB	10/27/05	PART CODE	SIZE	REV.	
CHECKED	AGS	10/27/05	SEE ABOVE	D	630D2060-3	-
APPD.	AGS	10/27/05	SCALE	NTS	FILE NAME	630D2060-301.DWG SHEET 1 of 1