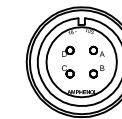



REVISIONS			
REV.	DESCRIPTION	DATE	DRAWN
A	ADDED ECO 28	7/10/2017	JFM

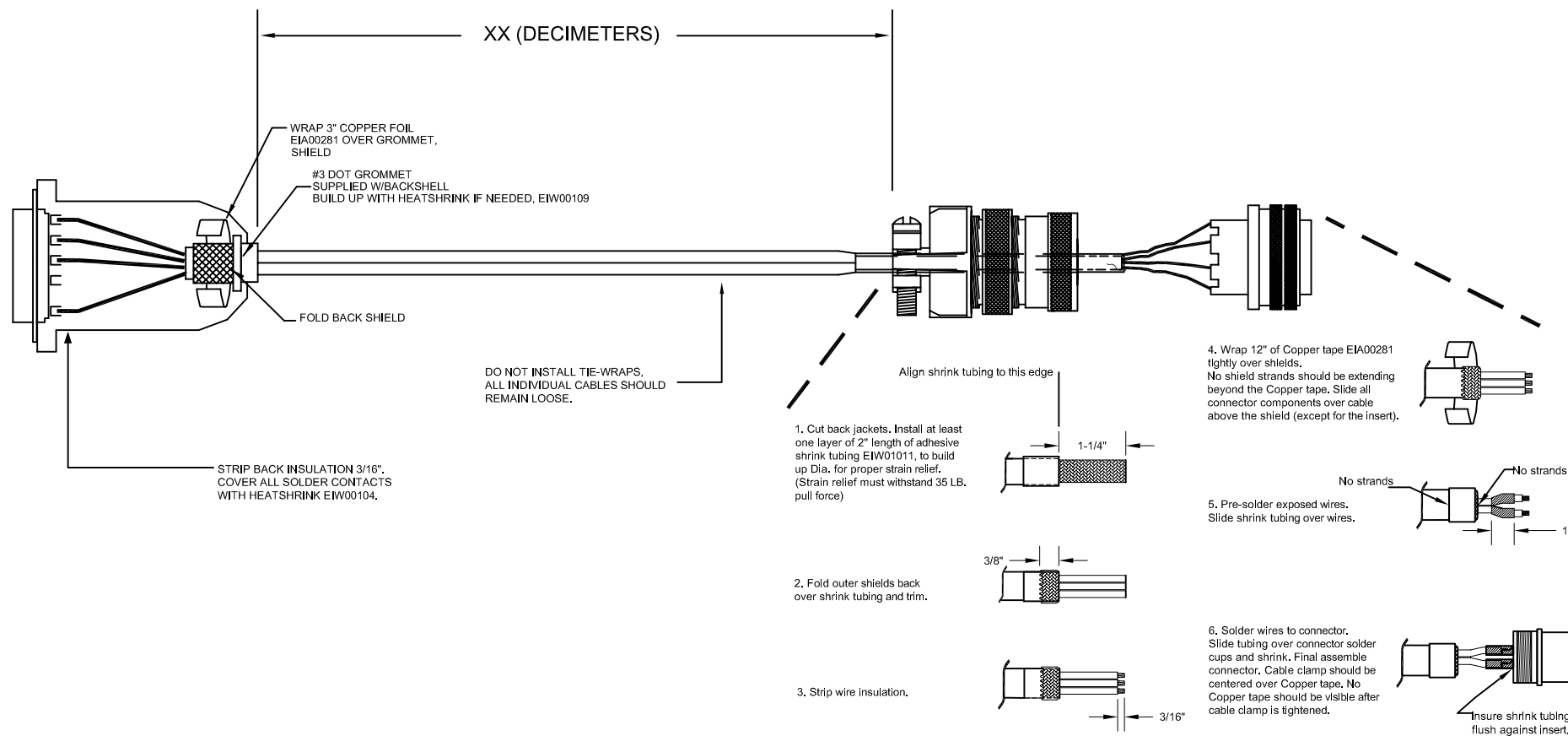
SOLDER BLK & BRN WIRES FROM EACH INDIVIDUAL CABLE TO PIN A1 OF CONNECTOR.
 SOLDER RED & ORN WIRES FROM EACH INDIVIDUAL CABLE TO PIN A2 OF CONNECTOR.
 SOLDER VIO & BLU WIRES FROM EACH INDIVIDUAL CABLE TO PIN A3 OF CONNECTOR.
 SOLDER GRN & YEL WIRES FROM EACH INDIVIDUAL CABLE TO PIN A5 OF CONNECTOR.

SOLDER BLK & BRN WIRES FROM EACH INDIVIDUAL CABLE TO PIN A OF MS CONNECTOR.
 SOLDER RED & ORN WIRES FROM EACH INDIVIDUAL CABLE TO PIN B OF MS CONNECTOR.
 SOLDER VIO & BLU WIRES FROM EACH INDIVIDUAL CABLE TO PIN C OF MS CONNECTOR.
 SOLDER GRN & YEL WIRES FROM EACH INDIVIDUAL CABLE TO PIN D OF MS CONNECTOR.

HI-PWR "D" MALE, ECK01236
 PIN CONTACT, QTY, 5, 20AMP, ECK00660
 BACKSHELL, ECK00656
 (POPULATE ALL CONTACT POSITIONS)



WIRE SIDE VIEW
 STRAIGHT PLUG MS3106A-18, MCM00475
 INSERT MS18-10S, MCM00495
 CLAMP 97-3057-1010, MCM00477
 BUSHING AN3055-18-10, MCM00481



LABEL 2 REQUIRED 1 EACH END
 CABLE WRAP LABEL: EIA00113
 P/N: C21673-XX
 WIN: XXXXXXXX
 DWG: 630D2167-3 REV.

PROPRIETARY INFORMATION THIS DRAWING IS THE PROPERTY OF AEROTECH, INC. AND IS SUBMITTED IN CONFIDENCE AND SHALL NOT BE REPRODUCED NOR COPIED NOR DISCLOSED TO OTHERS UNDER PENALTY OF LAW.		AEROTECH, INC. 101 Zeta Drive Pittsburgh, PA. 15238 (412)963-7470 www.aerotech.com	
BRUSHLESS MOTOR CABLE CABLE: BL MTR-5D-4MS-HF61-15ARMS-MAX450DM			
TOLERANCES ON FRACTIONS DECIMALS ANGLES 0 TO 6 ±.01 ± 0-30" OVER 6 ±.1/16 .XXX ±.005		RMS FINISH EXCEPT AS NOTED	
DRAWN	3/1/2010	RWR	PART CODE
CHECKED	3/1/2010	EJB	SIZE
APPD.	3/1/2010	EJB	SCALE N/A
FILE NAME 630D2167-3.Dwg		SHEET 1 OF 1	
DRAWN 3/1/2010 RWR		PART CODE C21673	
CHECKED 3/1/2010 EJB		SIZE D	
APPD. 3/1/2010 EJB		630D2167-3	
		REV. A	