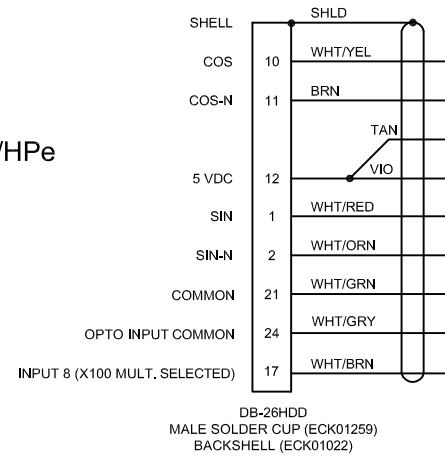


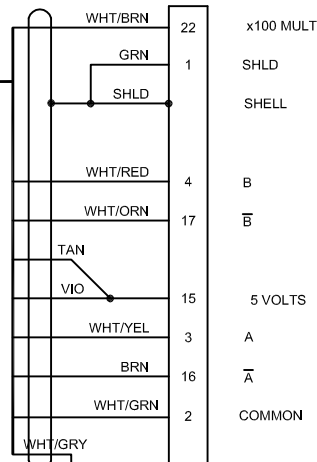
REVISIONS			
REV	DESCRIPTION	APPROVAL	DATE

TO Ndrive HLe/HPe
(AUX I/O)
J205

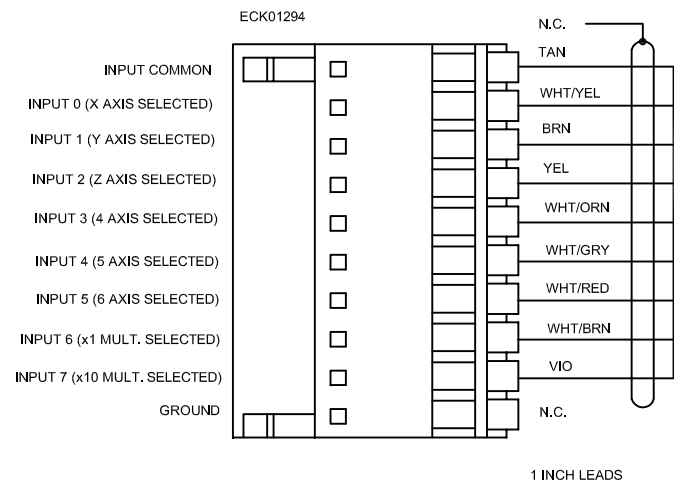


DB-26HDD
MALE SOLDER CUP (ECK01259)
BACKSHELL (ECK01022)

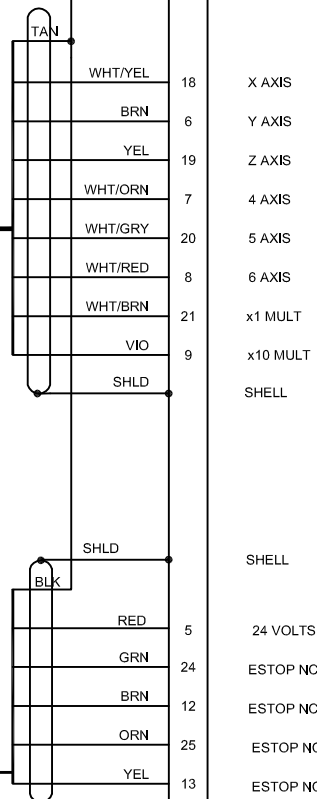
ECX00428
10 COND., #22
30 DM (10 FEET OR A.R.) LENGTH



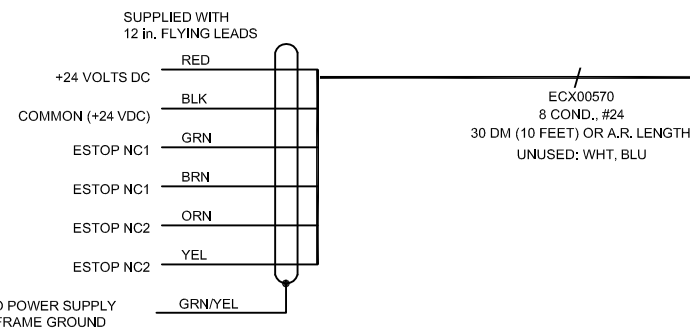
TO Ndrive HLe/HPe
TB305



ECX00428
10 COND., #22
30 DM (10 FEET OR A.R.) LENGTH

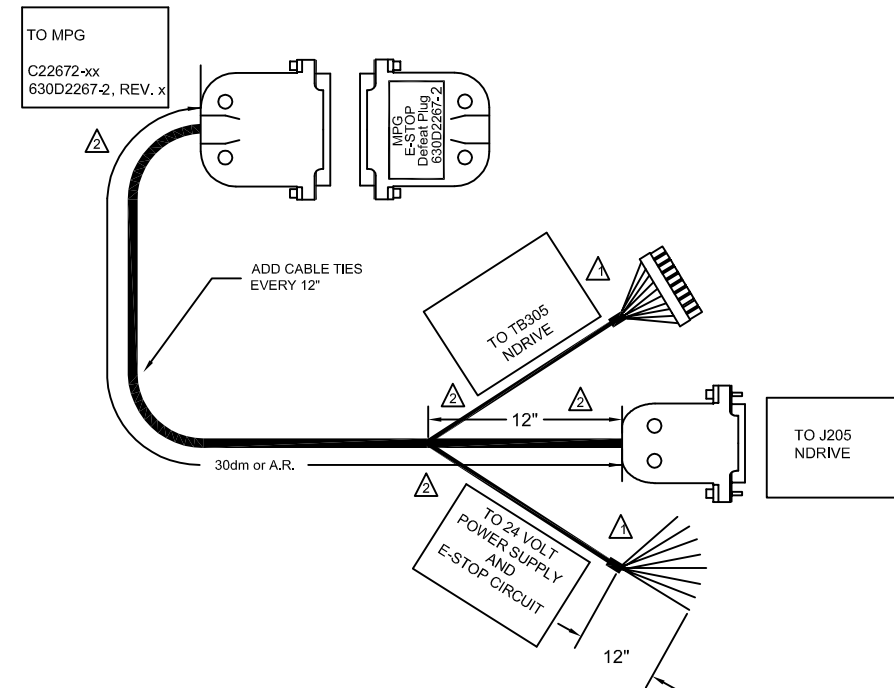
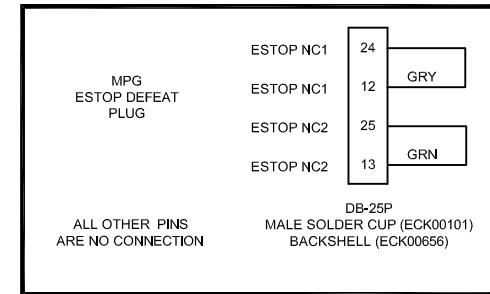


DB-25S FEMALE IDC D-STYLE
CONNECTOR (ECK789)
BACKSHELL (ECK656)
JACKSOCKETS (ECK129)

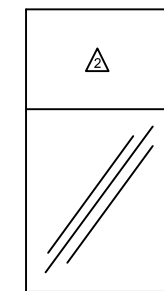


TO POWER SUPPLY
(OPT. BRAKE24-2)
AND
E-STOP RELAY

TO POWER SUPPLY
FRAME GROUND



- ⚠ LABEL E-STOP CONNECTOR WITH EIA01580
- ⚠ LABEL EACH CABLE PER DEFINED TEXT WITH EIA00113
- ⚠ ADD HEATSHRINK OVER END OF CABLE BUNDLE



PROPRIETARY INFORMATION THIS DRAWING IS THE PROPERTY OF AEROTECH, INC. AND IS SUBMITTED IN CONFIDENCE AND SHALL NOT BE REPRODUCED NOR COPIED NOR DISCLOSED TO OTHERS UNDER PENALTY OF LAW.		AEROTECH, INC. 101 Zeta Drive Pittsburgh, PA, 15238-2897, USA (412) 963-7470 HTTP://www.Aerotech.com	
TOLERANCES ON FRACTIONS DECIMALS ANGLES 0 TO 6 ±.032 .XX ±.01 ± 0-30' OVER 6 ±.1/16 .XXX ±.005		Ndrive HLe and HPe MPG INTERFACE CABLE	
RMS FINISH	EXCEPT AS NOTED	PART CODE	SIZE
DRAWN	9/24/2010 JFM	C22672-xx	D
CHECKED	9/27/2010 AGS	630D2267-2	
APPD.	9/27/2010 JFM	SCALE	FILE NAME
		NTS	630D2267-2.Dwg
		SHEET	1 of 1