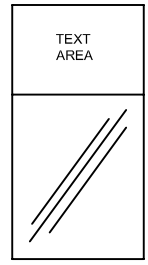
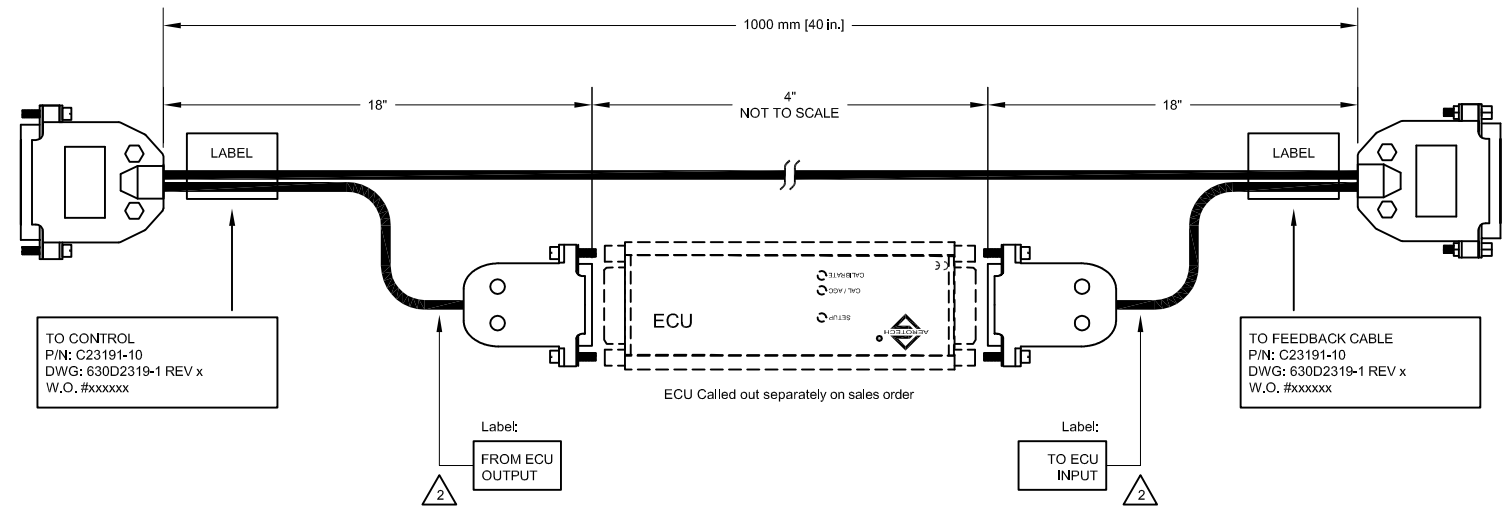
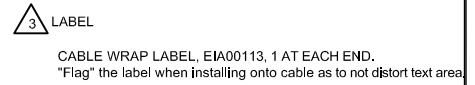
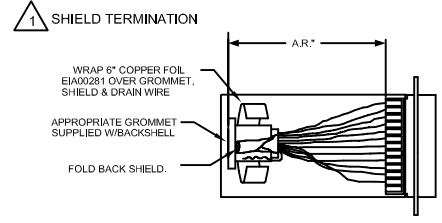
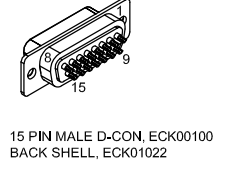
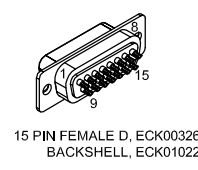
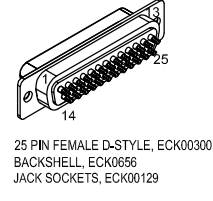
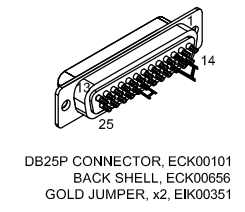
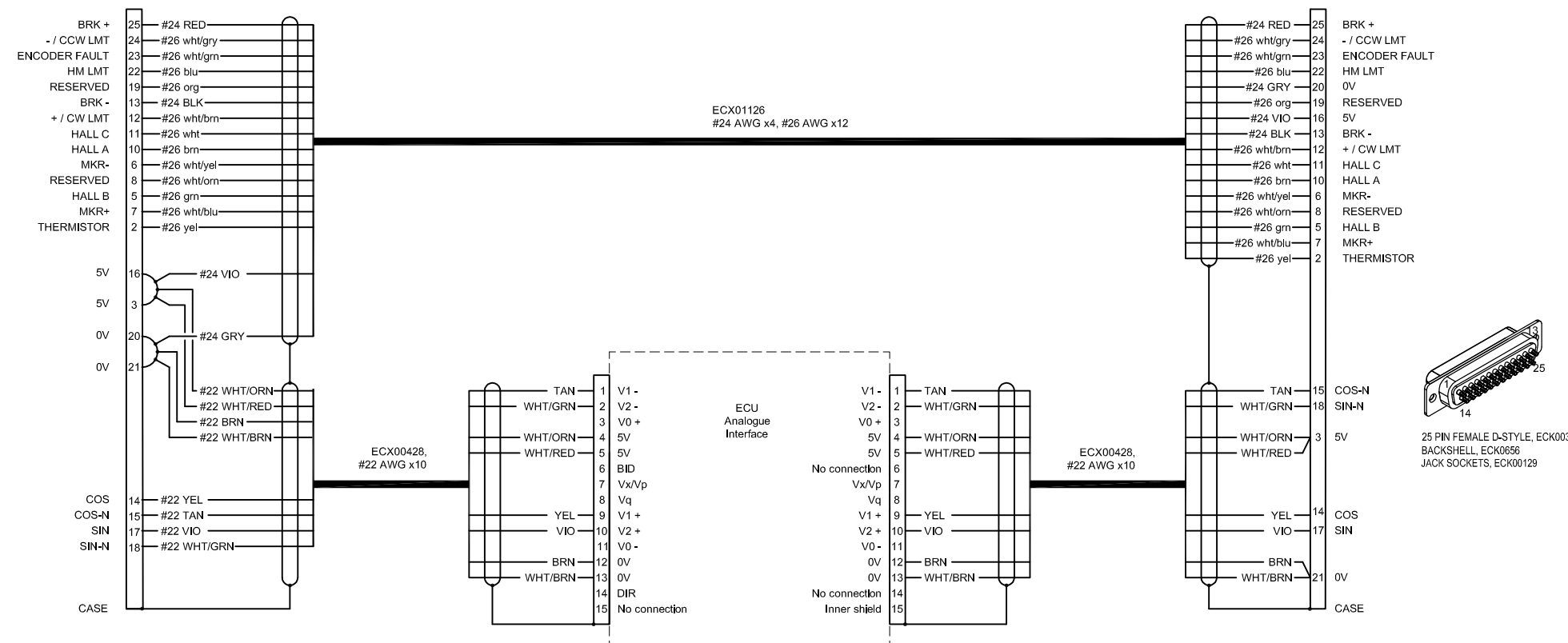


REVISIONS			
REV.	DESCRIPTION	DATE	DRAWN
A	ADDED ECN 14203	7/19/12	RWR
B	ADDED ECN 14259	8/9/12	EJB
C	ADDED ECO	8/17/17	JFM



PROPRIETARY INFORMATION THIS DRAWING IS THE PROPERTY OF AEROTECH, INC. AND IS SUBMITTED IN CONFIDENCE AND SHALL NOT BE REPRODUCED NOR COPIED NOR DISCLOSED TO OTHERS UNDER PENALTY OF LAW.		AEROTECH, INC. 101 Zeta Drive Pittsburgh, PA, 15238 (412)963-7470 www.aerotech.com	
TOLERANCES UNLESS OTHERWISE SPECIFIED: FRACTIONS DECIMALS ANGLES 0 TO 6 ±1/32 .XX ±0.1 ° 0-30' OVER 6 ±1/16 .XXX ±0.005		C23191-10 CABLE: BL FB-25D-25D (USED WITH ECU MODULE INTERFACE) WIRING & ASSEMBLY	
RMS FINISH	EXCEPT AS NOTED	PART CODE	SIZE
DRAWN	JAB 12/02/10	C23191-10	D
CHECKED	EJB 12/02/10	630D2319-1	
APPD.	EJB 12/02/10	SCALE	NTS
FILE NAME		630D2319-1.dwg	SHEET 1 of 1