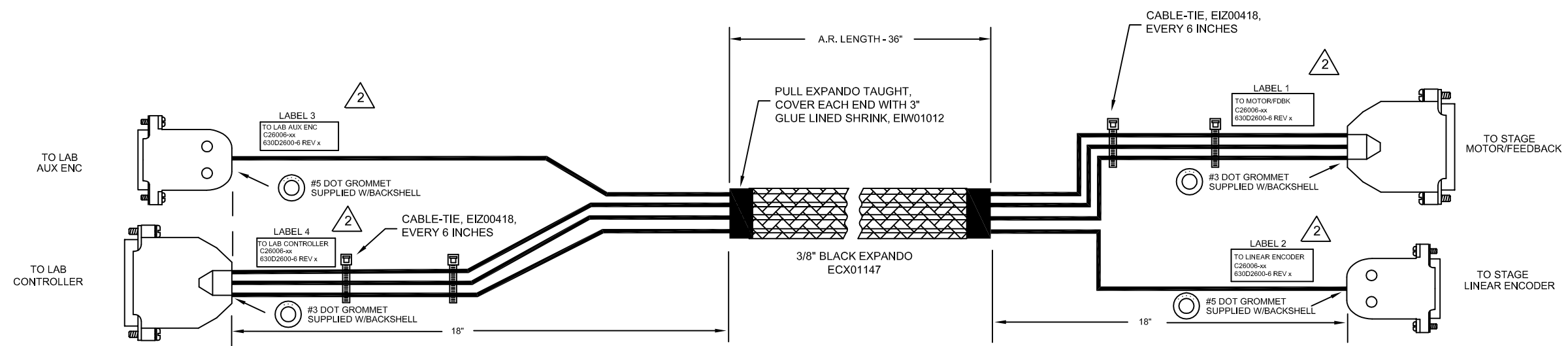
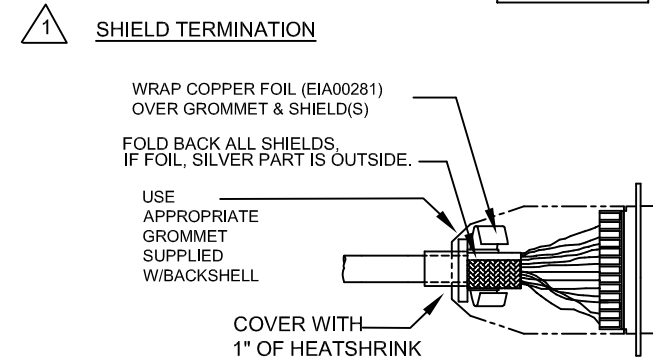
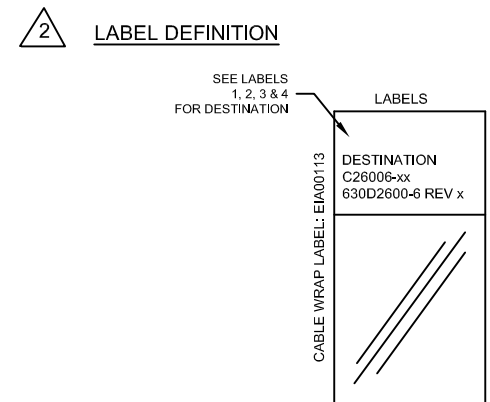
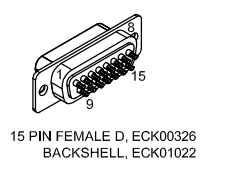
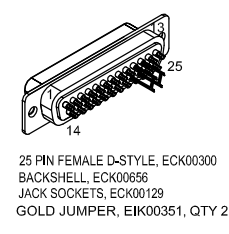



REV.		DESCRIPTION	DATE	DRAWN



PROPRIETARY INFORMATION THIS DRAWING IS THE PROPERTY OF AEROTECH, INC. AND IS SUBMITTED IN CONFIDENCE AND SHALL NOT BE REPRODUCED NOR COPIED NOR DISCLOSED TO OTHERS UNDER PENALTY OF LAW.		AEROTECH, INC. 101 Zeta Drive Pittsburgh, PA, 15238 (412)963-7470 www.aerotech.com	
TOLERANCES ON FRACTIONS DECIMALS ANGLES 0 TO 6 ±1/32 .XX ±0.1 ± 0-30' OVER 6 ±1/16 .XXX ±0.005		(Lab) Cable: DC MTR + FB-25D 26HD -25DJS 15D-5ARMS-MAX73DM	
RMS FINISH	EXCEPT AS NOTED	PART CODE	SIZE
DRAWN	JFM 9/25/2017	C26006	D 630D2600-6
CHECKED	JAB 9/25/2017	SCALE NTS	FILE NAME 630D2600-6.Dwg
APPD.	JFM 9/25/2017	SHEET	1 OF 1