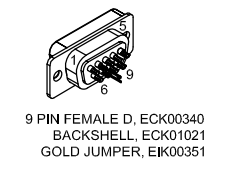
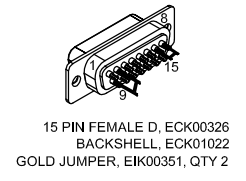
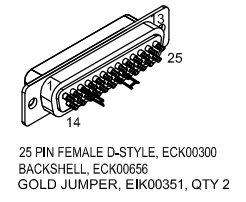
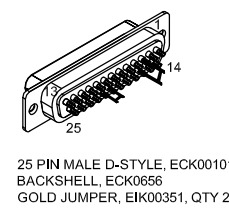
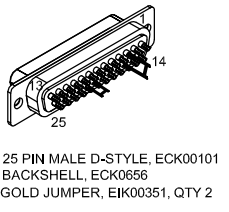
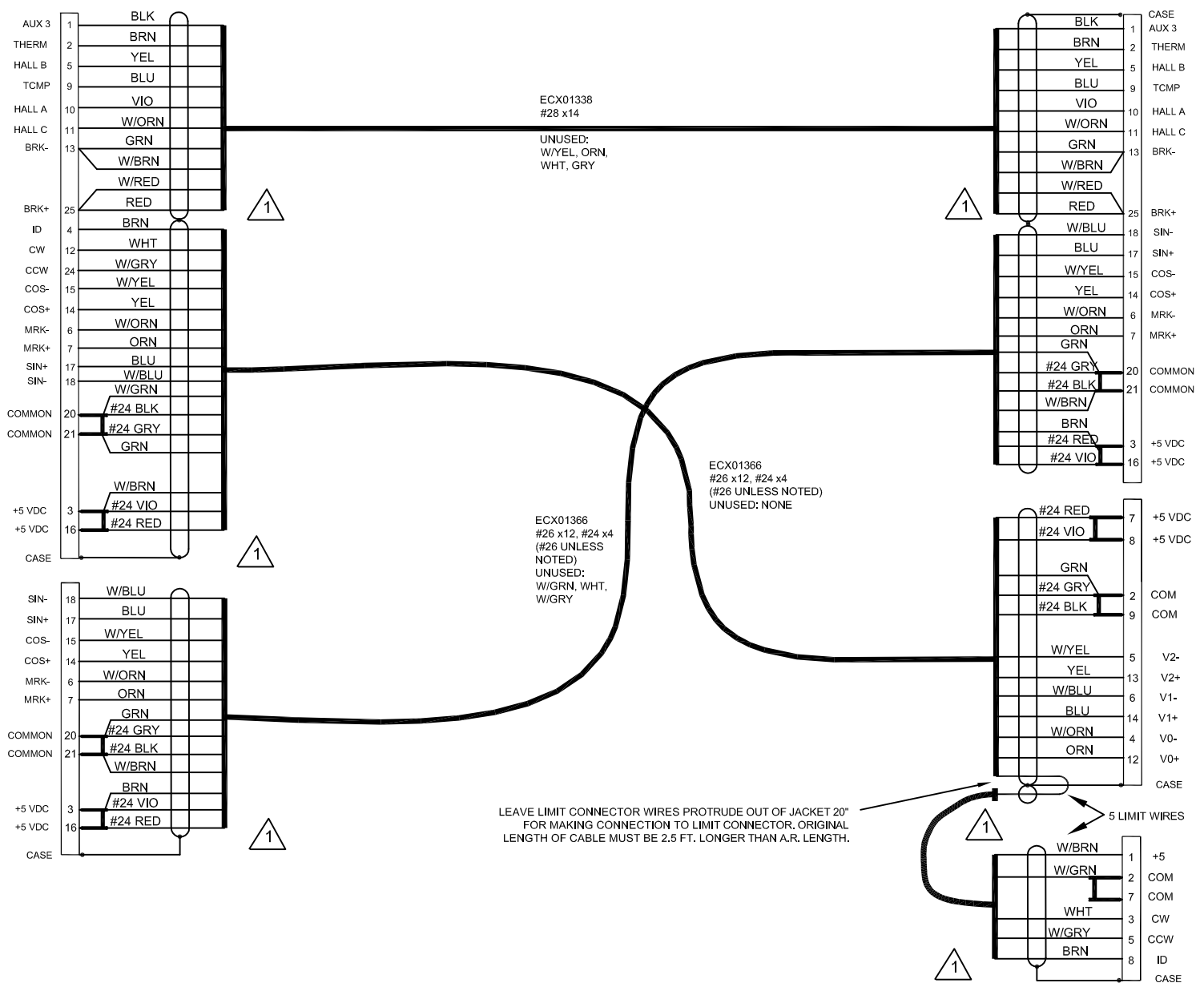


REVISIONS			
REV.	DESCRIPTION	DATE	DRAWN



TO ROTARY FEEDBACK

TO STAGE LINEAR AS ENCODER

TO STAGE LIMITS

1 REQUIRED ENCODER ORIENTATION

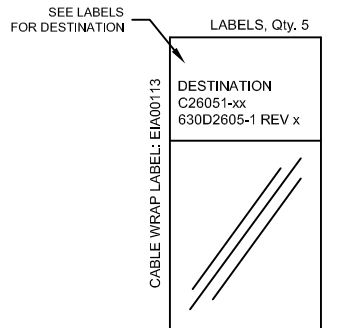


NOTE: THIS DRAWING IS APPLICABLE WHEN CW TRAVEL PRODUCES SCALE OR ENCODER READHEAD MOTION AS SHOWN ABOVE (PUSH ENCODER CABLE)

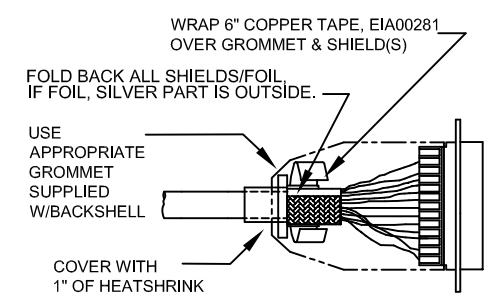
3 D-SUB CONNECTIONS

INSULATE ALL D-SUB SOLDER CONNECTIONS WITH HEATSHRINK, TYPICALLY: #24 AWG, EIW00100; #22 AWG, EIW00101

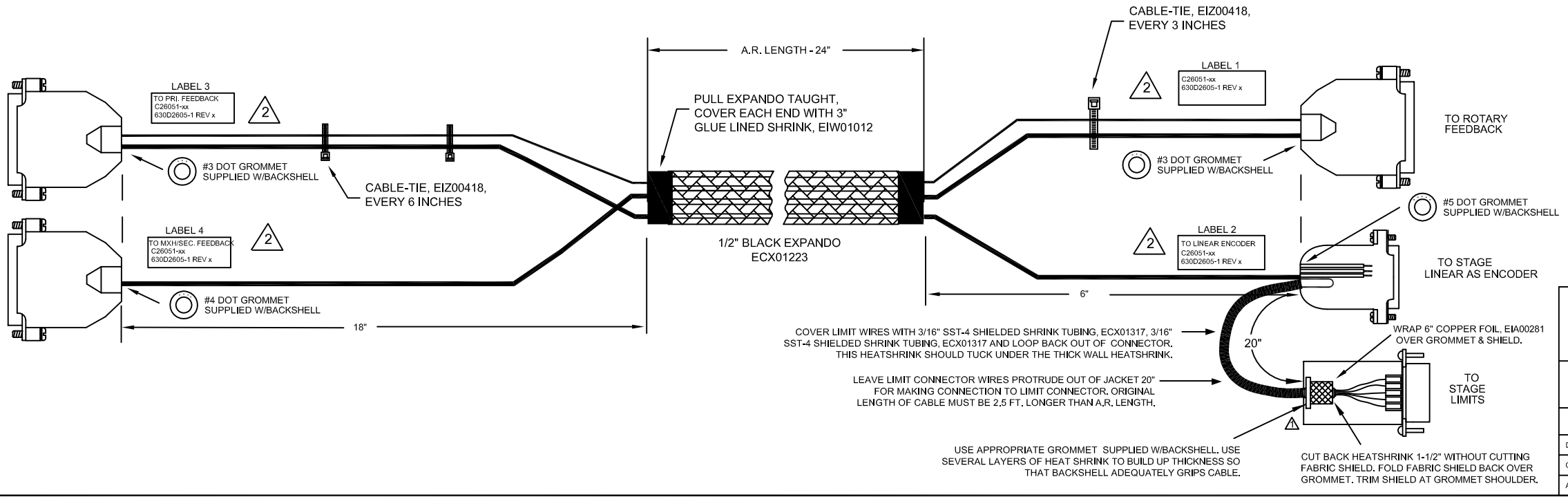
2 LABELS



1 SHIELD TERMINATION



LEAVE LIMIT CONNECTOR WIRES PROTRUDE OUT OF JACKET 20" FOR MAKING CONNECTION TO LIMIT CONNECTOR. ORIGINAL LENGTH OF CABLE MUST BE 2.5 FT. LONGER THAN A.R. LENGTH.



PROPRIETARY INFORMATION THIS DRAWING IS THE PROPERTY OF AEROTECH, INC. AND IS SUBMITTED IN CONFIDENCE AND SHALL NOT BE REPRODUCED NOR COPIED NOR DISCLOSED TO OTHERS UNDER PENALTY OF LAW.		AEROTECH, INC. 101 Zeta Drive Pittsburgh, PA, 15238 (412)963-7470 www.aerotech.com	
TOLERANCES ON FRACTIONS DECIMALS ANGLES 0 TO 6 ±1/32 .XX ±0.1 ° 0-30' OVER 6 ±1/16 .XXX ±0.005		CABLE: (DUAL LOOP, FOLDBACK USE) BL FB-25D 25D-25D 15D 9D-PSH-MAX83DM	
RMS FINISH	EXCEPT AS NOTED	PART CODE	SIZE
DRAWN	JFM	12/26/2018	C26051 D 630D2605-1
CHECKED	JAB	12/26/2018	REV. -
APPD.	JFM	12/26/2018	SCALE NTS FILE NAME 630D2605-1.Dwg SHEET 1 OF 1